

CS103
WINTER 2025



Lecture 24: **Unsolvable Problems**


Part 2 of 2

Outline for Today

- ***More on Undecidability***
 - Even more problems we can't solve.
- ***A Different Perspective on RE***
 - What exactly does “recognizability” mean?
- ***Verifiers***
 - A new approach to problem-solving.
- ***Beyond RE***
 - A beautiful example of an impossible problem.

Recap from Last Time

```
bool willAccept(string function, string input) {  
    // Returns true if function(input) returns true.  
    // Returns false otherwise.  
}  
  
bool trickster(string input) {  
    string me = /* source code of trickster */;  
    return !willAccept(me, input);  
}
```



trickster willAccept

Which of the following must be true?

- (1) trickster is a decider for A_{TM} .
- (2) willAccept is a decider for A_{TM} .
- (3) willAccept(me, input) simulates trickster on input and does whatever trickster does to input.
- (4) trickster loops on at least one input.

Answer at <https://cs103.stanford.edu/pollev>


```

bool willAccept(string function, string input) {
    // Returns true if function(input) returns true.
    // Returns false otherwise.
}

bool trickster(string input) {
    string me = /* source code of trickster */;
    return !willAccept(me, input);
}

```

A decider for A_{TM} has to have this behavior.



trickster willAccept

{
 trickster(input) returns true
 ↔
 willAccept(me, input) returns true
 ↔
 trickster(input) does not return true
 }

Because of how we wrote trickster.

Theorem: $A_{TM} \notin \mathbf{R}$.

Proof: By contradiction; assume that $A_{TM} \in \mathbf{R}$. Then there is a decider D for A_{TM} . We can represent D as a function

```
bool willAccept(string function, string w);
```

that takes in the source code of a function `function` and a string `w`, then returns true if `function(w)` returns true and returns false otherwise. Given this, consider this function `trickster`:

```
bool trickster(string input) {  
    string me = /* source code of trickster */;  
    return !willAccept(me, input);  
}
```

Since `willAccept` decides A_{TM} and `me` holds the source of `trickster`, we know that

`willAccept(me, input)` returns true if and only if `trickster(input)` returns true.

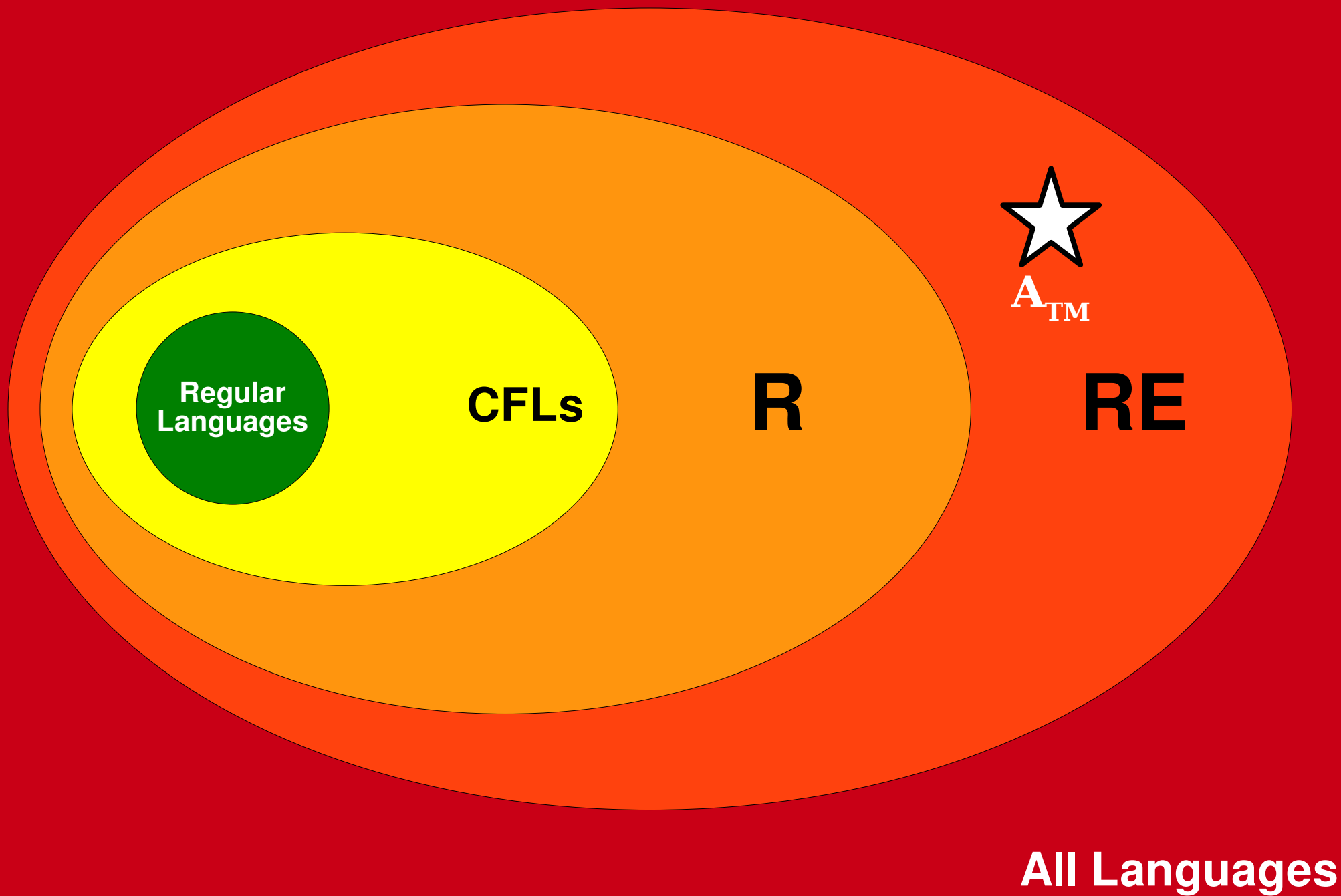
Given how `trickster` is written, we see that

`willAccept(me, input)` returns true if and only if `trickster(input)` doesn't return true.

This means that

`trickster(input)` returns true if and only if `trickster(input)` doesn't return true.

This is impossible. We've reached a contradiction, so our assumption was wrong and A_{TM} is undecidable. ■



New Stuff!

More Impossibility Results

The Halting Problem

- The most famous undecidable problem is the **halting problem**, which asks:

**Given a TM M and a string w ,
will M halt when run on w ?**

- As a formal language, this problem would be expressed as

$HALT = \{ \langle M, w \rangle \mid M \text{ is a TM that halts on } w \}$

- **Theorem:** $HALT$ is recognizable, but undecidable.
 - There's a recognizer for $HALT$.
 - There is no decider for $HALT$.

$HALT \in RE$

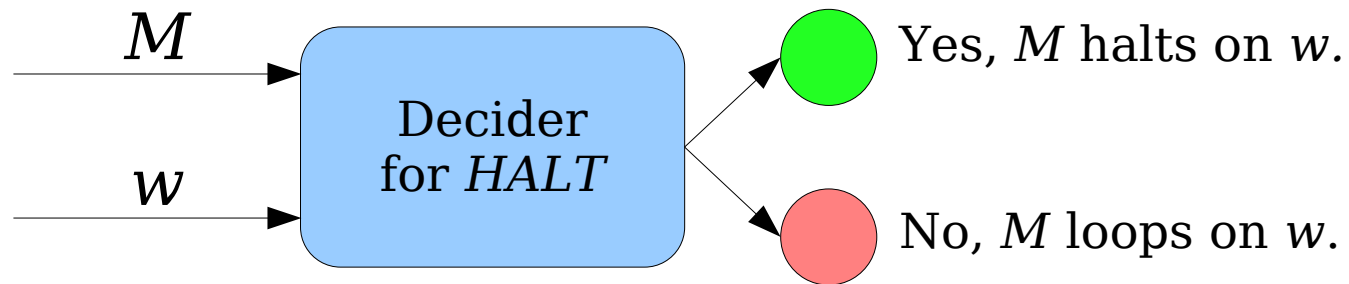
- **Claim:** $HALT \in RE$.
- **Idea:** If you were certain that a TM M halted on a string w , could you convince me of that?
- Yes – just run M on w and see what happens!

```
bool recognizeIfHalts(string TM, string w) {  
    set up a simulation of M running on w;  
    while (true) {  
        if (M returned true) return true;  
        else if (M returned false) return true;  
        else simulate one more step of M running on w;  
    }  
}
```

Theorem: The halting problem is undecidable.

A Decider for *HALT*

- Let's suppose that, somehow, we managed to build a decider for $HALT = \{ \langle M, w \rangle \mid M \text{ is a TM that halts on } w \}$.
- Schematically, that decider would look like this:





- We could represent this decider in software as a method
`bool willHalt(string function, string input);`
that takes as input a function and a string input, then
 - returns true if `function(input)` returns anything (halts), and
 - returns false if `function(input)` never returns anything (loops).

```

bool willHalt(string function, string input) {
    // Returns true if function(input) halts.
    // Returns false otherwise.
}

bool trickster(string input) {
    string me = /* source code of trickster */;
    if (willHalt(me, input)) {
        while (true) {
            // Do nothing
        }
    } else {
        return true;
    }
}

```



A decider for HALT must do this.

trickster(input) halts

↔

willHalt(me, input) returns true

↔

trickster(input) loops

We wrote trickster to have this behavior.

Theorem: $HALT \notin \mathbf{R}$.

Proof: By contradiction; assume that $HALT \in \mathbf{R}$. Then there is a decider D for $HALT$. We can represent D as a function

```
bool willHalt(string function, string w);
```

that takes in the source code of a function `function` and a string `w`, then returns true if `function(w)` halts and returns false otherwise. Given this, consider this function `trickster`:

```
bool trickster(string input) {  
    string me = /* source code of trickster */;  
    if (willHalt(me, input)) {  
        while (true) { }  
    } else {  
        return true;  
    }  
}
```

Since `willHalt` decides $HALT$ and `me` holds the source of `trickster`, we know that

`willHalt(me, input)` returns true if and only if `trickster(input)` halts.

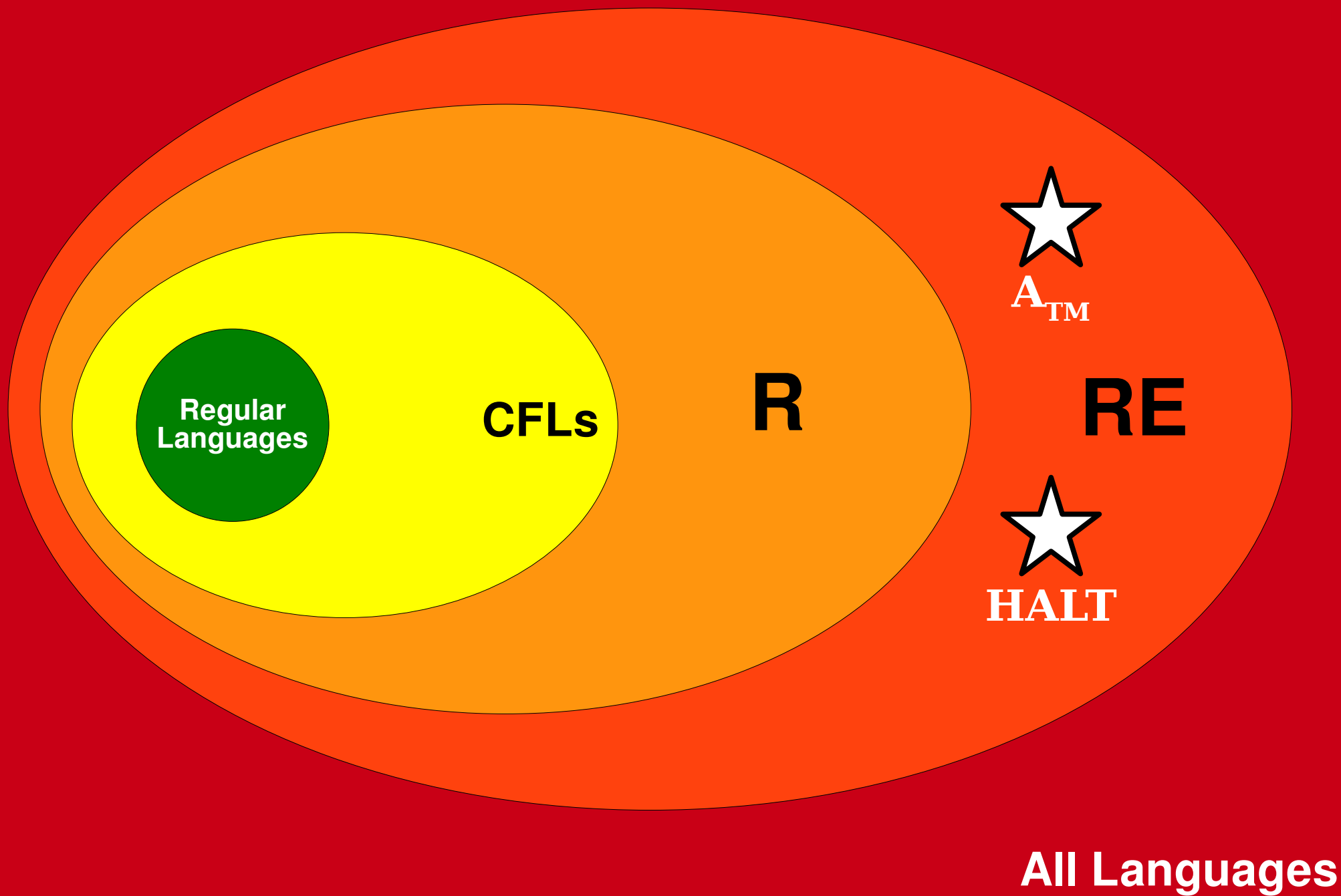
Given how `trickster` is written, we see that

`willHalt(me, input)` returns true if and only if `trickster(input)` loops.

This means that

`trickster(input)` halts if and only if `trickster(input)` loops.

This is impossible. We've reached a contradiction, so our assumption was wrong and $HALT$ is undecidable. ■



So What?


- These problems might not seem all that exciting, so who cares if we can't solve them?
- Turns out, this same line of reasoning can be used to show that some very important problems are impossible to solve.



Analogy Time!


Engineering Problem: Design a diesel engine that doesn't emit lots of NO_x pollutants.

Engineering Problem: Design a diesel engine that doesn't emit lots of NO_x pollutants.

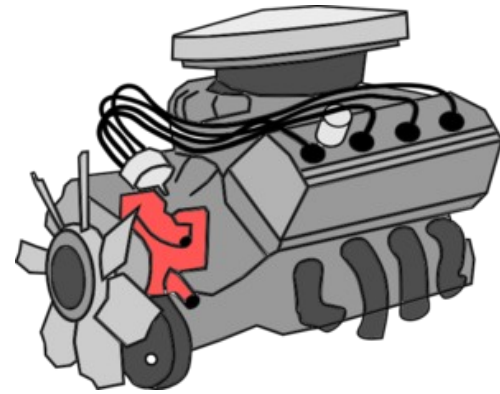


Engineering Prowess!

Engineering Problem: Design a diesel engine that doesn't emit lots of NO_x pollutants.




Engineering Prowess!

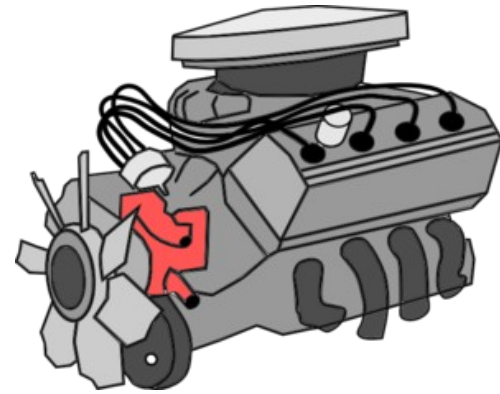


Awesome Engine!

Engineering Problem: Design a diesel engine that doesn't emit lots of NO_x pollutants.



Engineering Prowess!




Awesome Engine!

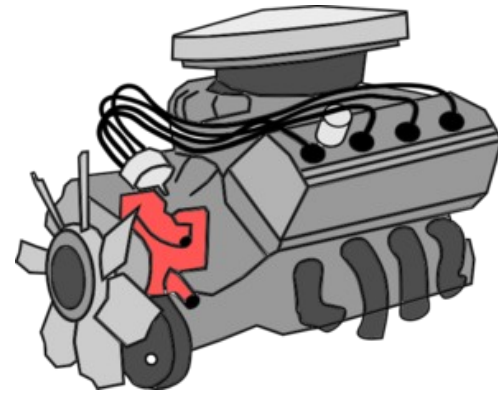
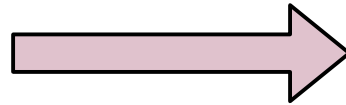
Regulatory Problem: Design a testing procedure that, given a diesel engine, determines whether it emits lots of NO_x pollutants.



Engineering Problem: Design a diesel engine that doesn't emit lots of NO_x pollutants.

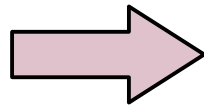



Engineering Prowess!




Awesome Engine!

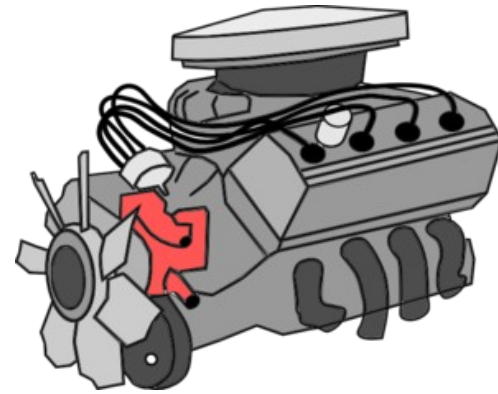
Regulatory Problem: Design a testing procedure that, given a diesel engine, determines whether it emits lots of NO_x pollutants.



Engineering Problem: Design a diesel engine that doesn't emit lots of NO_x pollutants.

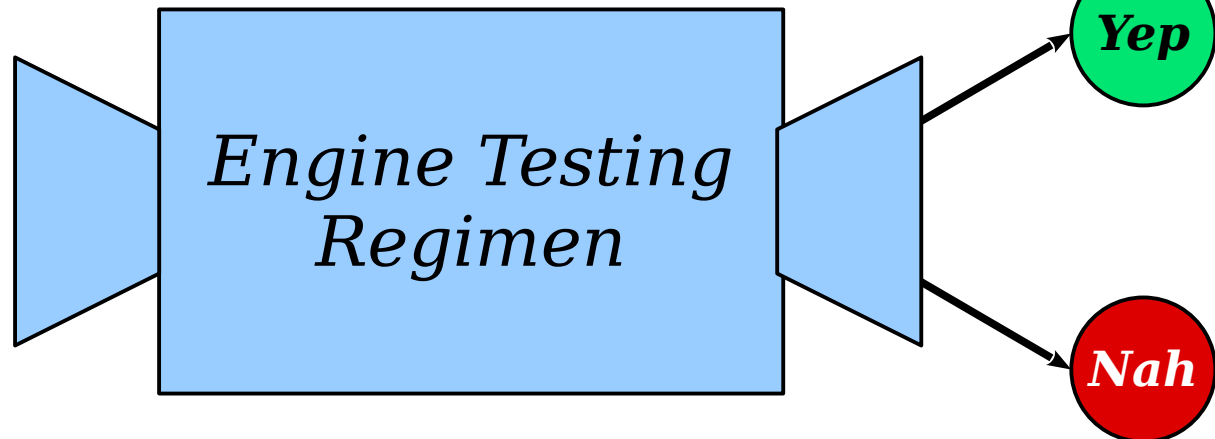
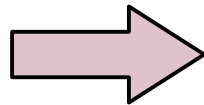



Engineering Prowess!



Awesome Engine!

Regulatory Problem: Design a testing procedure that, given a diesel engine, determines whether it emits lots of NO_x pollutants.



Engineering Problem: Design a diesel engine that doesn't emit lots of NO_x pollutants.

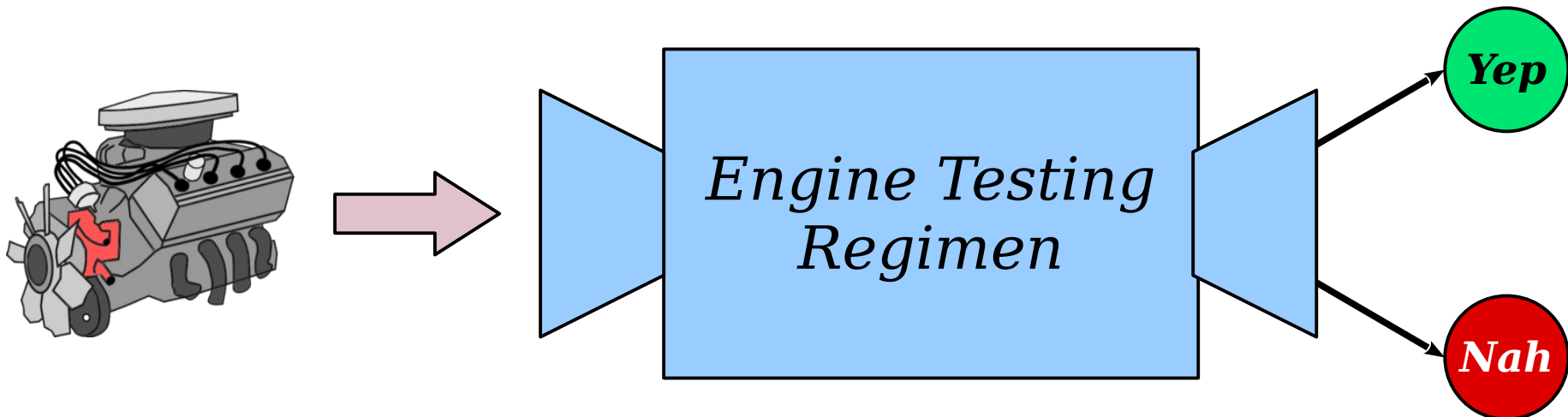


Engineering Prowess!

Dieselgate: The auto makers had their cars behave differently based on whether or not they were being tested. Yikes!

Awesome Engine!

Regulatory Problem: Design a testing procedure that, given a diesel engine, determines whether it emits lots of NO_x pollutants.



Fact: Almost all “regulatory problems” about computer programs are undecidable. That is, almost all problems of the form “does program X have [behavior Y]” are undecidable.

This can be formalized through a result called ***Rice’s Theorem***; take CS154 for details!

A (Topical) Example

Secure Voting

- Suppose that you want to make a voting machine for use in an election between two parties (the **Zomp Party** and the **Puce Party**).
- Let $\Sigma = \{z, p\}$. A string $w \in \Sigma^*$ corresponds to a series of votes for the candidates.
- Example: **zzpppzp** means “two people voted for **z**, then three people voted for **p**, then one more person voted for **z**, then one more person voted for **p**.”
- A **secure voting machine** is a TM that takes as input a string of **z**'s and **p**'s, then reports whether person **z** won the election.
 - “Secure” in the sense of “actually checks the vote totals” as opposed to rigging the election, discounting votes, etc.

A secure voting machine is a TM M where M accepts $w \in \{\mathbf{z}, \mathbf{p}\}^*$ if and only if w has more \mathbf{z} 's than \mathbf{p} 's.

```
bool bee(string input) {  
    int numZs = countZsIn(input);  
    int numPs = countPsIn(input);  
  
    return numZs > numPs;  
}
```

```
bool topaz(string input) {  
    return input != "" &&  
           input[0] == 'z';  
}
```

Which of these are secure voting machines? Answer at
<https://cs103.stanford.edu/pollev>

```
bool anna(string input) {  
    int numZs = countZsIn(input);  
    int numPs = countPsIn(input);  
  
    if (numZs == numPs) {  
        return false;  
    } else if (numZs < numPs) {  
        return false;  
    } else {  
        return true;  
    }  
}
```

```
bool green(string input) {  
    int n = input.length();  
    while (n > 1) {  
        if (n % 2 == 0) n /= 2;  
        else n = 3*n + 1;  
    }  
  
    int numZs = countZsIn(input);  
    int numPs = countPsIn(input);  
  
    return numZs > numPs;  
}
```

A secure voting machine is a TM M where M accepts $w \in \{\mathbf{z}, \mathbf{p}\}^*$ if and only if w has more \mathbf{z} 's than \mathbf{p} 's.

```
bool bee(string input) {  
    int numZs = countZsIn(input);  
    int numPs = countPsIn(input);  
  
    return numZs > numPs;  
}
```

A (simple) secure voting machine.

```
bool topaz(string input) {  
    return input != "" &&  
           input[0] == 'z';  
}
```

A (simple) insecure voting machine.

```
bool anna(string input) {  
    int numZs = countZsIn(input);  
    int numPs = countPsIn(input);  
  
    if (numZs == numPs) {  
        return false;  
    } else if (numZs < numPs) {  
        return false;  
    } else {  
        return true;  
    }  
}
```

An (evil) insecure voting machine.

```
bool green(string input) {  
    int n = input.length();  
    while (n > 1) {  
        if (n % 2 == 0) n /= 2;  
        else n = 3*n + 1;  
    }  
  
    int numZs = countZsIn(input);  
    int numPs = countPsIn(input);  
  
    return numZs > numPs;  
}
```

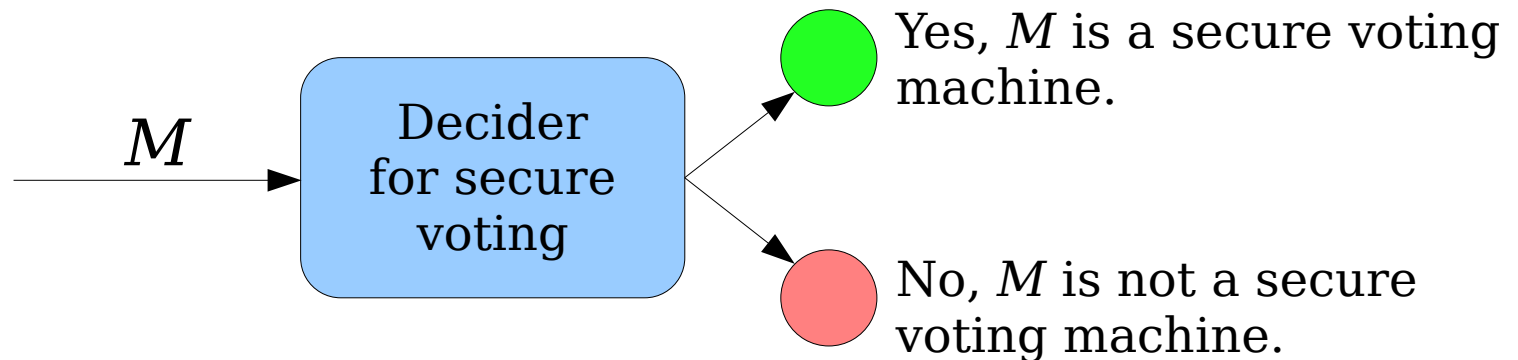
No one knows!

Secure Voting

- As you can see, it can be hard to tell whether a candidate program is a secure voting machine.
- Could we automatically check if a voting machine is secure?
- **Question:** Given a TM that someone claims is a secure voting machine, could we automatically check whether it actually is a secure voting machine?
 - This is a “regulatory” problem, not an “engineering” problem.

A Decider for Secure Voting

- Suppose that, somehow, we built a decider that can test if an arbitrary TM is a secure voting machine.
- Schematically, that decider would look like this:



- We could represent this decider in software as a method
`bool isSecureVotingMachine(string function);`
that takes as input a function, then returns whether that function is a secure voting machine.


```
bool isSecureVotingMachine(string function) {  
    // Returns whether function accepts only  
    // strings with more z's than p's.  
}  
  
bool trickster(string input) {  
    string me = /* source code of trickster */;  
    if (isSecureVotingMachine(me)) {  
        return countZsIn(input) <= countPsIn(input);  
    } else {  
        return countZsIn(input) > countPsIn(input);  
    }  
}
```

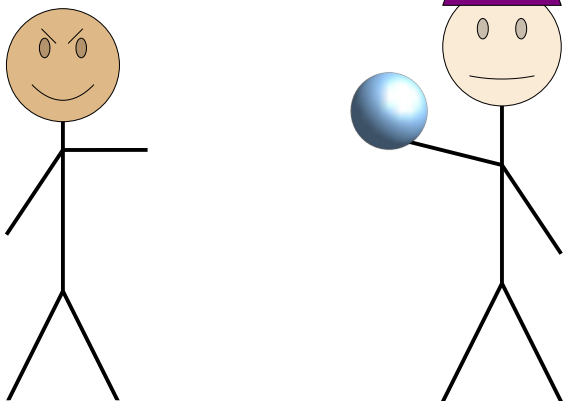
trickster is a secure voting machine

↔

isSecureVotingMachine(me) returns true

↔

trickster isn't a secure voting machine.



trickster isSecureVotingMachine

Theorem: The secure voting problem is undecidable.

Proof: By contradiction; there is a decider D for the secure voting problem. We can represent D as a function

```
bool isSecureVotingMachine(string function);
```

that takes in the source code of a function `function`, then returns whether `function` is a secure voting machine (that is, whether it accepts precisely the strings with more **z**'s than **p**'s). Given this, consider this function `trickster`:

```
bool trickster(string input) {  
    string me = /* source code of trickster */;  
    if (isSecureVotingMachine(me)) {  
        return /* if input has at most as many z's as p's */;  
    } else {  
        return /* if input has more z's than p's */;  
    }  
}
```

Since `isSecureVotingMachine` decides the secure voting problem and `me` holds the source of `trickster`, we know that

`isSecureVotingMachine(me)` returns true if and only if `trickster` is a secure voting machine.

Given how `trickster` is written, we see that

`isSecureVotingMachine(me)` returns true if and only if `trickster` isn't a secure voting machine

This means that

`trickster` is a secure voting machine if and only if `trickster` isn't a secure voting machine.

This is impossible. We've reached a contradiction, so our assumption was and the secure voting problem is undecidable. ■

Interpreting this Result

- The previous argument tells us that *there is no general algorithm* that we can follow to determine whether a program is a secure voting machine. In other words, any general algorithm to check voting machines will always be wrong on at least one input.
- So what can we do?
 - Design algorithms that work in *some*, but not *all* cases. (This is often done in practice.)
 - Fall back on human verification of voting machines. (We do that too.)
 - Carry a healthy degree of skepticism about electronic voting machines. (Then again, did we even need the theoretical result for this?)
- Worth a read: <https://xkcd.com/2030/>

Beyond **R** and **RE**

What exactly is the class **RE**?

RE, Formally

- Recall that the class **RE** is the class of all recognizable languages:

$$\mathbf{RE} = \{ L \mid \text{there is a TM } M \text{ that recognizes } L \}$$

- Since $\mathbf{R} \neq \mathbf{RE}$, there is no general way to “solve” problems in the class **RE**, if by “solve” you mean “make a computer program that can always tell you the correct answer.”
- So what exactly *are* the sorts of languages in **RE**?




Key Intuition:


A language L is in **RE** if, for any string w , if you are *convinced* that $w \in L$, there is some way you could prove that to someone else.

Example: Where's Waldo?









Verification

		7		6		1		
					3		5	2
3			1		5	9		7
6		5		3		8		9
	1						2	
8		2		1		5		4
1		3	2		7			8
5	7		4					
		4		8		7		

Does this Sudoku puzzle
have a solution?

Verification

1	1	7	1	6	1	1	1	1
1	1	1	1	1	3	1	5	2
3	1	1	1	1	5	9	1	7
6	1	5	1	3	1	8	1	9
1	1	1	1	1	1	1	2	1
8	1	2	1	1	1	5	1	4
1	1	3	2	1	7	1	1	8
5	7	1	4	1	1	1	1	1
1	1	4	1	8	1	7	1	1

Does this Sudoku puzzle
have a solution?

Verification

		7		6		1		
					3		5	2
3			1		5	9		7
6		5		3		8		9
	1						2	
8		2		1		5		4
1		3	2		7			8
5	7		4					
		4		8		7		

Does this Sudoku puzzle
have a solution?

Verification

2	5	7	9	6	4	1	8	3
4	9	1	8	7	3	6	5	2
3	8	6	1	2	5	9	4	7
6	4	5	7	3	2	8	1	9
7	1	9	5	4	8	3	2	6
8	3	2	6	1	9	5	7	4
1	6	3	2	5	7	4	9	8
5	7	8	4	9	6	2	3	1
9	2	4	3	8	1	7	6	5

Does this Sudoku puzzle
have a solution?

Verification

11

Does the hailstone sequence
terminate for this number?

Verification

11

Try running five steps of the Hailstone sequence.

Does the hailstone sequence
terminate for this number?

Verification

34

Try running five steps of the Hailstone sequence.

Does the hailstone sequence
terminate for this number?

Verification

17

Try running five steps of the Hailstone sequence.

Does the hailstone sequence
terminate for this number?

Verification

52

Try running five steps of the Hailstone sequence.

Does the hailstone sequence
terminate for this number?

Verification

26

Try running five steps of the Hailstone sequence.

Does the hailstone sequence
terminate for this number?

Verification

13

Try running five steps of the Hailstone sequence.

Does the hailstone sequence
terminate for this number?

Verification

11

Does the hailstone sequence
terminate for this number?

Verification

11

Try running fourteen steps of the Hailstone sequence.

Does the hailstone sequence
terminate for this number?

Verification

34

Try running fourteen steps of the Hailstone sequence.

Does the hailstone sequence
terminate for this number?

Verification

17

Try running fourteen steps of the Hailstone sequence.

Does the hailstone sequence
terminate for this number?

Verification

52

Try running fourteen steps of the Hailstone sequence.

Does the hailstone sequence
terminate for this number?

Verification

26

Try running fourteen steps of the Hailstone sequence.

Does the hailstone sequence
terminate for this number?

Verification

13

Try running fourteen steps of the Hailstone sequence.

Does the hailstone sequence
terminate for this number?

Verification

40

Try running fourteen steps of the Hailstone sequence.

Does the hailstone sequence
terminate for this number?

Verification

20

Try running fourteen steps of the Hailstone sequence.

Does the hailstone sequence
terminate for this number?

Verification

10

Try running fourteen steps of the Hailstone sequence.

Does the hailstone sequence
terminate for this number?

Verification

5

Try running fourteen steps of the Hailstone sequence.

Does the hailstone sequence
terminate for this number?

Verification

16

Try running fourteen steps of the Hailstone sequence.

Does the hailstone sequence
terminate for this number?

Verification

8

Try running fourteen steps of the Hailstone sequence.

Does the hailstone sequence
terminate for this number?

Verification

4

Try running fourteen steps of the Hailstone sequence.

Does the hailstone sequence
terminate for this number?

Verification

2

Try running fourteen steps of the Hailstone sequence.

Does the hailstone sequence
terminate for this number?

Verification

1

Try running fourteen steps of the Hailstone sequence.

Does the hailstone sequence
terminate for this number?

Verification

$$x^3 + y^3 + z^3 = 137$$

Pick the following:

$$x = 3 \quad y = -5 \quad z = 6$$

Are there integers x , y , and z where
the above statement is true?

Verification

$$x^3 + y^3 + z^3 = 137$$

Pick the following:

$$x = -9 \quad y = -11 \quad z = 13$$

Are there integers x , y , and z where
the above statement is true?

Verification

- Here's code for simulating the hailstone sequence. No one knows whether it always terminates.

```
bool hailstone(int n) {  
    if (n <= 0) return false;  
    while (n != 1) {  
        if (n % 2 == 0) n /= 2;  
        else n = 3*n + 1;  
    }  
    return true;  
}
```

- The following doesn't solve hailstone, but instead checks whether a given number of steps is correct. It always terminates.

```
bool checkHailstone(int n, int numSteps) {  
    if (n <= 0) return false;  
    for (int i = 0; i < numSteps; i++) {  
        if (n % 2 == 0) n /= 2;  
        else n = 3*n + 1;  
    }  
    return n == 1;  
}
```



Note the extra parameter.

Verification

- Here's code that searches for three cubes that sum to a target. It loops if the n isn't the sum of three cubes.

```
bool isCubeSum(int n) {  
    for (int max = 0; ; max++)  
        for (int x = -max; x <= max; x++)  
            for (int y = -max; y <= max; y++)  
                for (int z = -max; z <= max; z++)  
                    if (x*x*x + y*y*y + z*z*z == n) return true;  
}
```

- The following doesn't solve the sum of cubes problems, but instead checks whether three numbers sum to the target. It always terminates.

```
bool checkCubeSum(int n, int x, int y, int z) {  
    return x*x*x + y*y*y + z*z*z == n;  
}
```

Note the extra parameters.

Verifiers

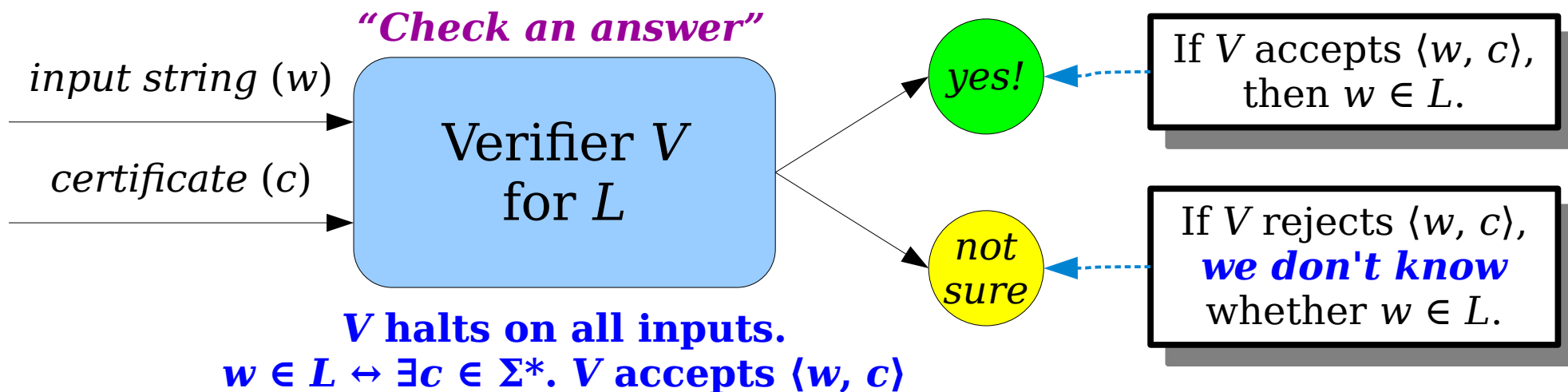
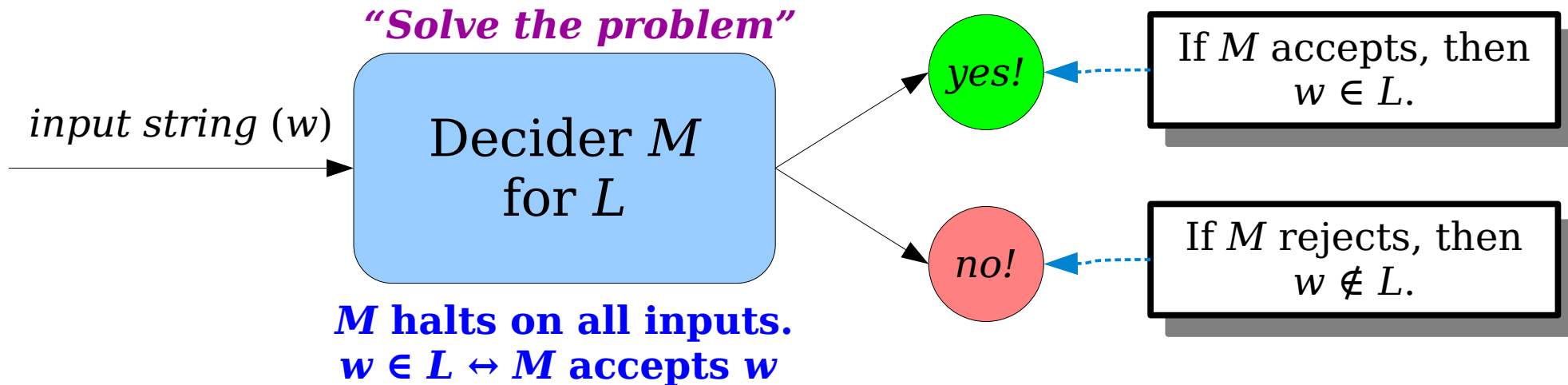
- A **verifier** for a language L is a TM V with the following two properties:

V halts on all inputs.

$\forall w \in \Sigma^*. (w \in L \leftrightarrow \exists c \in \Sigma^*. V \text{ accepts } \langle w, c \rangle)$

- Intuitively, what does this mean?

Deciders and Verifiers



```
bool checkHailstone(int n, int numSteps) {  
    if (n <= 0) return false;  
    for (int i = 0; i < numSteps; i++) {  
        if (n % 2 == 0) n /= 2;  
        else n = 3*n + 1;  
    }  
    return n == 1;  
}
```

```
bool checkCubeSum(int n, int x, int y, int z) {  
    return x*x*x + y*y*y + z*z*z == n;  
}
```

Verifiers

- A **verifier** for a language L is a TM V with the following properties:

V halts on all inputs.

$\forall w \in \Sigma^*. (w \in L \leftrightarrow \exists c \in \Sigma^*. V \text{ accepts } \langle w, c \rangle)$

- Some notes about V :
 - If V accepts $\langle w, c \rangle$, we're guaranteed $w \in L$.
 - If V rejects $\langle w, c \rangle$, then either
 - $w \in L$, but you gave the wrong c , or
 - $w \notin L$, so no possible c will work.

Verifiers

- A **verifier** for a language L is a TM V with the following properties:

V halts on all inputs.

$\forall w \in \Sigma^*. (w \in L \leftrightarrow \exists c \in \Sigma^*. V \text{ accepts } \langle w, c \rangle)$

- Some notes about V :
 - Notice that the certificate c is existentially quantified. Any string $w \in L$ must have at least one c that causes V to accept, and possibly more.
 - V is required to halt, so given any potential certificate c for w , you can check whether the certificate is correct.

Verifiers

- A **verifier** for a language L is a TM V with the following properties:

V halts on all inputs.

$\forall w \in \Sigma^*. (w \in L \leftrightarrow \exists c \in \Sigma^*. V \text{ accepts } \langle w, c \rangle)$

- Some notes about V :
 - Notice that V isn't a decider for L and isn't a recognizer for L .
 - The job of V is just to check certificates, not to decide membership in L .

Verifiers

- A **verifier** for a language L is a TM V with the following properties:

V halts on all inputs.

$\forall w \in \Sigma^*. (w \in L \leftrightarrow \exists c \in \Sigma^*. V \text{ accepts } \langle w, c \rangle)$

- Some notes about V :
 - Although this formal definition works with a string c , remember that c can be an encoding of some other object.
 - In practice, c will likely just be “some other auxiliary data that helps you out.”

What languages are verifiable?

Theorem: If L is a language, then there is a verifier for L if and only if $L \in \mathbf{RE}$.

Proof: Appendix!

RE and Proofs

- Verifiers and recognizers give two different perspectives on the “proof” intuition for **RE**.
- Verifiers are explicitly built to check proofs that strings are in the language.
 - If you know that some string w belongs to the language and you have the proof of it, you can convince someone else that $w \in L$.
- Recognizers can be thought of as devices that “search” for a proof that $w \in L$.
 - If it finds it, great!
 - If not, it might loop forever.

RE and Proofs

- If the **RE** languages represent languages where membership can be proven, what does a non-**RE** language look like?
- Intuitively, a language is *not* in **RE** if there is no general way to prove that a given string $w \in L$ actually belongs to L .
- In other words, even if you knew that a string was in the language, you may never be able to convince anyone of it!

Finding Non-**RE** Languages

Recognizers and Recognizability

- **Recall:** We say that M is a recognizer for L if the following is true:

$$\forall w \in \Sigma^*. (w \in L \leftrightarrow M \text{ accepts } w).$$

- Some of these strings w , by pure coincidence, will be encodings of Turing machines.
- What happens if we list off all Turing machines, looking at how those TMs behave given other TMs as input?

M_0

M_1

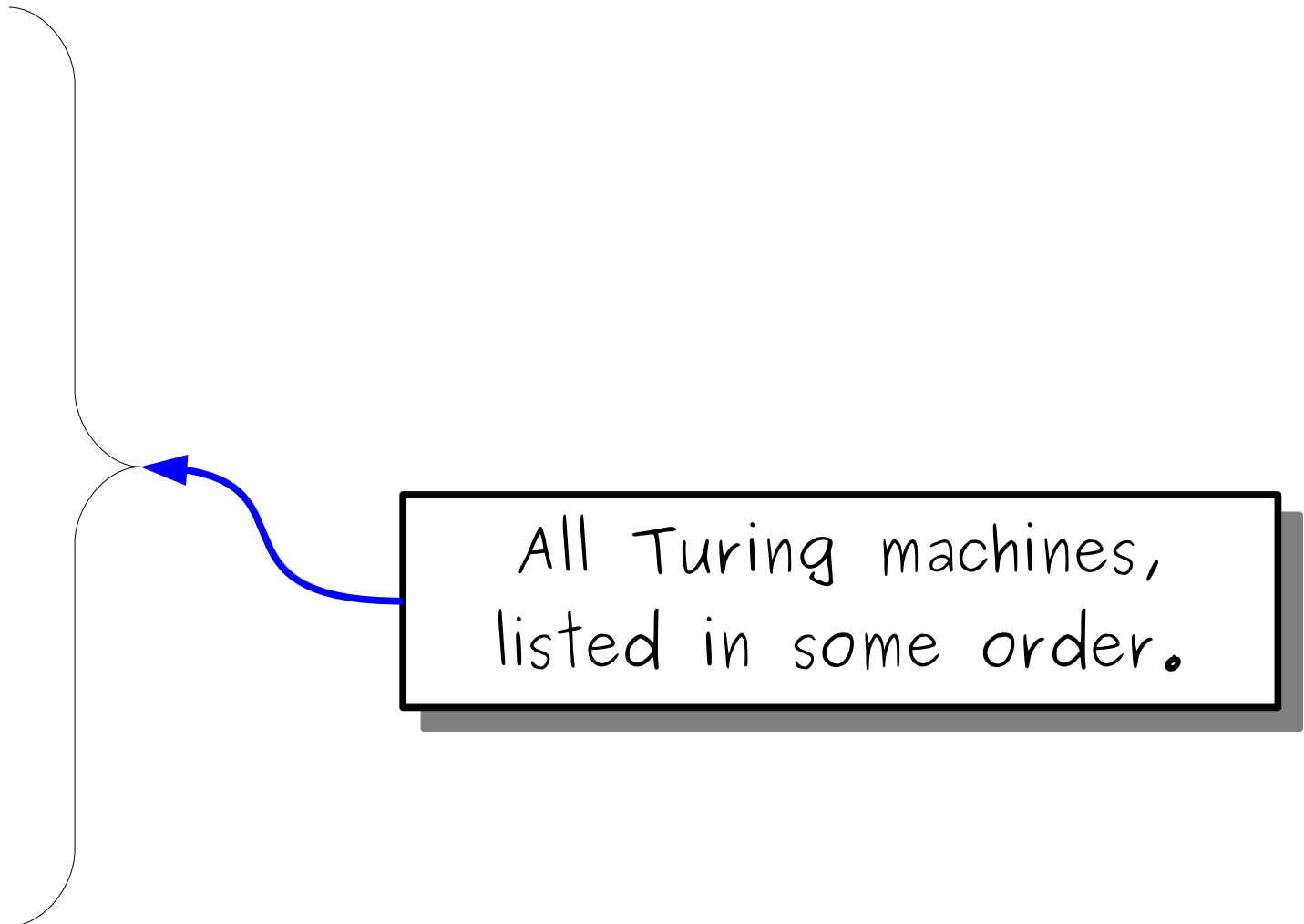
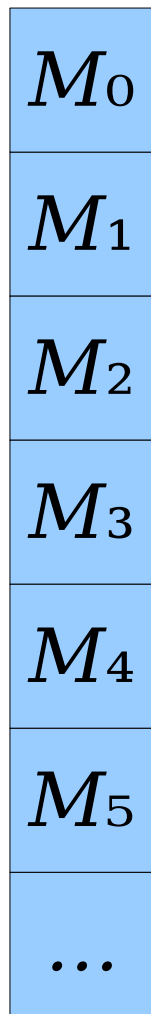
M_2

M_3

M_4

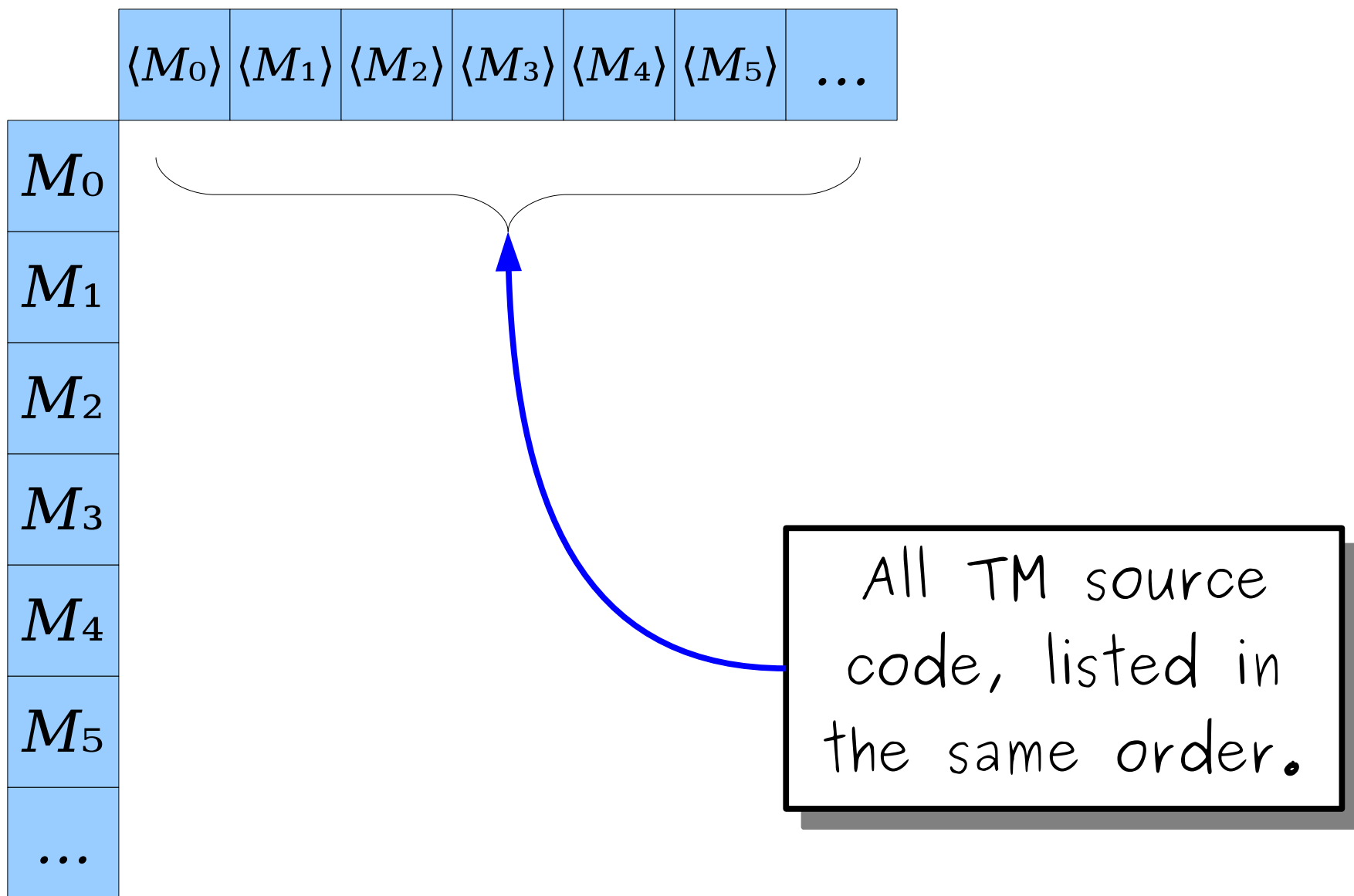
M_5

...



$\langle M_0 \rangle$	$\langle M_1 \rangle$	$\langle M_2 \rangle$	$\langle M_3 \rangle$	$\langle M_4 \rangle$	$\langle M_5 \rangle$	\dots
-----------------------	-----------------------	-----------------------	-----------------------	-----------------------	-----------------------	---------

M_0
M_1
M_2
M_3
M_4
M_5
\dots



	$\langle M_0 \rangle$	$\langle M_1 \rangle$	$\langle M_2 \rangle$	$\langle M_3 \rangle$	$\langle M_4 \rangle$	$\langle M_5 \rangle$	\dots
M_0	Acc	No	No	Acc	Acc	No	\dots
M_1							
M_2							
M_3							
M_4							
M_5							
\dots							

	$\langle M_0 \rangle$	$\langle M_1 \rangle$	$\langle M_2 \rangle$	$\langle M_3 \rangle$	$\langle M_4 \rangle$	$\langle M_5 \rangle$	\dots
M_0	Acc	No	No	Acc	Acc	No	\dots
M_1	Acc	Acc	Acc	Acc	Acc	Acc	\dots
M_2							
M_3							
M_4							
M_5							
\dots							

	$\langle M_0 \rangle$	$\langle M_1 \rangle$	$\langle M_2 \rangle$	$\langle M_3 \rangle$	$\langle M_4 \rangle$	$\langle M_5 \rangle$	\dots
M_0	Acc	No	No	Acc	Acc	No	\dots
M_1	Acc	Acc	Acc	Acc	Acc	Acc	\dots
M_2	Acc	Acc	Acc	Acc	Acc	Acc	\dots
M_3							
M_4							
M_5							
\dots							

	$\langle M_0 \rangle$	$\langle M_1 \rangle$	$\langle M_2 \rangle$	$\langle M_3 \rangle$	$\langle M_4 \rangle$	$\langle M_5 \rangle$...
M_0	Acc	No	No	Acc	Acc	No	...
M_1	Acc	Acc	Acc	Acc	Acc	Acc	...
M_2	Acc	Acc	Acc	Acc	Acc	Acc	...
M_3	No	Acc	Acc	No	Acc	Acc	...
M_4							
M_5							
...							

	$\langle M_0 \rangle$	$\langle M_1 \rangle$	$\langle M_2 \rangle$	$\langle M_3 \rangle$	$\langle M_4 \rangle$	$\langle M_5 \rangle$	\dots
M_0	Acc	No	No	Acc	Acc	No	\dots
M_1	Acc	Acc	Acc	Acc	Acc	Acc	\dots
M_2	Acc	Acc	Acc	Acc	Acc	Acc	\dots
M_3	No	Acc	Acc	No	Acc	Acc	\dots
M_4	Acc	No	Acc	No	Acc	No	\dots
M_5							
\dots							

	$\langle M_0 \rangle$	$\langle M_1 \rangle$	$\langle M_2 \rangle$	$\langle M_3 \rangle$	$\langle M_4 \rangle$	$\langle M_5 \rangle$...
M_0	Acc	No	No	Acc	Acc	No	...
M_1	Acc	Acc	Acc	Acc	Acc	Acc	...
M_2	Acc	Acc	Acc	Acc	Acc	Acc	...
M_3	No	Acc	Acc	No	Acc	Acc	...
M_4	Acc	No	Acc	No	Acc	No	...
M_5	No	No	Acc	Acc	No	No	...
...							

	$\langle M_0 \rangle$	$\langle M_1 \rangle$	$\langle M_2 \rangle$	$\langle M_3 \rangle$	$\langle M_4 \rangle$	$\langle M_5 \rangle$...
M_0	Acc	No	No	Acc	Acc	No	...
M_1	Acc	Acc	Acc	Acc	Acc	Acc	...
M_2	Acc	Acc	Acc	Acc	Acc	Acc	...
M_3	No	Acc	Acc	No	Acc	Acc	...
M_4	Acc	No	Acc	No	Acc	No	...
M_5	No	No	Acc	Acc	No	No	...
...

	$\langle M_0 \rangle$	$\langle M_1 \rangle$	$\langle M_2 \rangle$	$\langle M_3 \rangle$	$\langle M_4 \rangle$	$\langle M_5 \rangle$...
M_0	Acc	No	No	Acc	Acc	No	...
M_1	Acc	Acc	Acc	Acc	Acc	Acc	...
M_2	Acc	Acc	Acc	Acc	Acc	Acc	...
M_3	No	Acc	Acc	No	Acc	Acc	...
M_4	Acc	No	Acc	No	Acc	No	...
M_5	No	No	Acc	Acc	No	No	...
...

Acc	Acc	Acc	No	Acc	No	...
-----	-----	-----	----	-----	----	-----

	$\langle M_0 \rangle$	$\langle M_1 \rangle$	$\langle M_2 \rangle$	$\langle M_3 \rangle$	$\langle M_4 \rangle$	$\langle M_5 \rangle$...
M_0	Acc	No	No	Acc	Acc	No	...
M_1	Acc	Acc	Acc	Acc	Acc	Acc	...
M_2	Acc	Acc	Acc	Acc	Acc	Acc	...
M_3	No	Acc	Acc	No	Acc	Acc	...
M_4	Acc	No	Acc	No	Acc	No	...
M_5	No	No	Acc	Acc	No	No	...
...

Acc	Acc	Acc	No	Acc	No	...
-----	-----	-----	----	-----	----	-----

What are we going to do next?

Answer at

<https://cs103.stanford.edu/pollev>

	$\langle M_0 \rangle$	$\langle M_1 \rangle$	$\langle M_2 \rangle$	$\langle M_3 \rangle$	$\langle M_4 \rangle$	$\langle M_5 \rangle$...
M_0	Acc	No	No	Acc	Acc	No	...
M_1	Acc	Acc	Acc	Acc	Acc	Acc	...
M_2	Acc	Acc	Acc	Acc	Acc	Acc	...
M_3	No	Acc	Acc	No	Acc	Acc	...
M_4	Acc	No	Acc	No	Acc	No	...
M_5	No	No	Acc	Acc	No	No	...
...

Flip all "accept"
to "no" and
vice-versa

No	No	No	Acc	No	Acc	...
----	----	----	-----	----	-----	-----

	$\langle M_0 \rangle$	$\langle M_1 \rangle$	$\langle M_2 \rangle$	$\langle M_3 \rangle$	$\langle M_4 \rangle$	$\langle M_5 \rangle$...
M_0	Acc	No	No	Acc	Acc	No	...
M_1	Acc	Acc	Acc	Acc	Acc	Acc	...
M_2	Acc	Acc	Acc	Acc	Acc	Acc	...
M_3	No	Acc	Acc	No	Acc	Acc	...
M_4	Acc	No	Acc	No	Acc	No	...
M_5	No	No	Acc	Acc	No	No	...
...

No	No	No	Acc	No	Acc	...
----	----	----	-----	----	-----	-----

	$\langle M_0 \rangle$	$\langle M_1 \rangle$	$\langle M_2 \rangle$	$\langle M_3 \rangle$	$\langle M_4 \rangle$	$\langle M_5 \rangle$...
M_0	Acc	No	No	Acc	Acc	No	...
M_1	Acc	Acc	Acc	Acc	Acc	Acc	...
M_2	Acc	Acc	Acc	Acc	Acc	Acc	...
M_3	No	Acc	Acc	No	Acc	Acc	...
M_4	Acc	No	Acc	No	Acc	No	...
M_5	No	No	Acc	Acc	No	No	...
...

No	No	No	Acc	No	Acc	...
----	----	----	-----	----	-----	-----

What TM has this behavior?



	$\langle M_0 \rangle$	$\langle M_1 \rangle$	$\langle M_2 \rangle$	$\langle M_3 \rangle$	$\langle M_4 \rangle$	$\langle M_5 \rangle$...
M_0	Acc	No	No	Acc	Acc	No	...
M_1	Acc	Acc	Acc	Acc	Acc	Acc	...
M_2	Acc	Acc	Acc	Acc	Acc	Acc	...
M_3	No	Acc	Acc	No	Acc	Acc	...
M_4	Acc	No	Acc	No	Acc	No	...
M_5	No	No	Acc	Acc	No	No	...
...

No	No	No	Acc	No	Acc	...
----	----	----	-----	----	-----	-----

	$\langle M_0 \rangle$	$\langle M_1 \rangle$	$\langle M_2 \rangle$	$\langle M_3 \rangle$	$\langle M_4 \rangle$	$\langle M_5 \rangle$...
M_0	Acc	No	No	Acc	Acc	No	...
M_1	Acc	Acc	Acc	Acc	Acc	Acc	...
M_2	Acc	Acc	Acc	Acc	Acc	Acc	...
M_3	No	Acc	Acc	No	Acc	Acc	...
M_4	Acc	No	Acc	No	Acc	No	...
M_5	No	No	Acc	Acc	No	No	...
...

No	No	No	Acc	No	Acc	...
----	----	----	-----	----	-----	-----

	$\langle M_0 \rangle$	$\langle M_1 \rangle$	$\langle M_2 \rangle$	$\langle M_3 \rangle$	$\langle M_4 \rangle$	$\langle M_5 \rangle$...
M_0	Acc	No	No	Acc	Acc	No	...
M_1	Acc	Acc	Acc	Acc	Acc	Acc	...
M_2	Acc	Acc	Acc	Acc	Acc	Acc	...
M_3	No	Acc	Acc	No	Acc	Acc	...
M_4	Acc	No	Acc	No	Acc	No	...
M_5	No	No	Acc	Acc	No	No	...
...

No	No	No	Acc	No	Acc	...
----	----	----	-----	----	-----	-----

	$\langle M_0 \rangle$	$\langle M_1 \rangle$	$\langle M_2 \rangle$	$\langle M_3 \rangle$	$\langle M_4 \rangle$	$\langle M_5 \rangle$...
M_0	Acc	No	No	Acc	Acc	No	...
M_1	Acc	Acc	Acc	Acc	Acc	Acc	...
M_2	Acc	Acc	Acc	Acc	Acc	Acc	...
M_3	No	Acc	Acc	No	Acc	Acc	...
M_4	Acc	No	Acc	No	Acc	No	...
M_5	No	No	Acc	Acc	No	No	...
...

No	No	No	Acc	No	Acc	...
----	----	----	-----	----	-----	-----

	$\langle M_0 \rangle$	$\langle M_1 \rangle$	$\langle M_2 \rangle$	$\langle M_3 \rangle$	$\langle M_4 \rangle$	$\langle M_5 \rangle$...
M_0	Acc	No	No	Acc	Acc	No	...
M_1	Acc	Acc	Acc	Acc	Acc	Acc	...
M_2	Acc	Acc	Acc	Acc	Acc	Acc	...
M_3	No	Acc	Acc	No	Acc	Acc	...
M_4	Acc	No	Acc	No	Acc	No	...
M_5	No	No	Acc	Acc	No	No	...
...

No	No	No	Acc	No	Acc	...
----	----	----	-----	----	-----	-----

	$\langle M_0 \rangle$	$\langle M_1 \rangle$	$\langle M_2 \rangle$	$\langle M_3 \rangle$	$\langle M_4 \rangle$	$\langle M_5 \rangle$...
M_0	Acc	No	No	Acc	Acc	No	...
M_1	Acc	Acc	Acc	Acc	Acc	Acc	...
M_2	Acc	Acc	Acc	Acc	Acc	Acc	...
M_3	No	Acc	Acc	No	Acc	Acc	...
M_4	Acc	No	Acc	No	Acc	No	...
M_5	No	No	Acc	Acc	No	No	...
...

No	No	No	Acc	No	Acc	...
----	----	----	-----	----	-----	-----

	$\langle M_0 \rangle$	$\langle M_1 \rangle$	$\langle M_2 \rangle$	$\langle M_3 \rangle$	$\langle M_4 \rangle$	$\langle M_5 \rangle$...
M_0	Acc	No	No	Acc	Acc	No	...
M_1	Acc	Acc	Acc	Acc	Acc	Acc	...
M_2	Acc	Acc	Acc	Acc	Acc	Acc	...
M_3	No	Acc	Acc	No	Acc	Acc	...
M_4	Acc	No	Acc	No	Acc	No	...
M_5	No	No	Acc	Acc	No	No	...
...

No	No	No	Acc	No	Acc	...
----	----	----	-----	----	-----	-----

	$\langle M_0 \rangle$	$\langle M_1 \rangle$	$\langle M_2 \rangle$	$\langle M_3 \rangle$	$\langle M_4 \rangle$	$\langle M_5 \rangle$...
M_0	Acc	No	No	Acc	Acc	No	...
M_1	Acc	Acc	Acc	Acc	Acc	Acc	...
M_2	Acc	Acc	Acc	Acc	Acc	Acc	...
M_3	No	Acc	Acc	No	Acc	Acc	...
M_4	Acc	No	Acc	No	Acc	No	...
M_5	No	No	Acc	Acc	No	No	...
...

No	No	No	Acc	No	Acc	...
----	----	----	-----	----	-----	-----

	$\langle M_0 \rangle$	$\langle M_1 \rangle$	$\langle M_2 \rangle$	$\langle M_3 \rangle$	$\langle M_4 \rangle$	$\langle M_5 \rangle$...
M_0	Acc	No	No	Acc	Acc	No	...
M_1	Acc	Acc	Acc	Acc	Acc	Acc	...
M_2	Acc	Acc	Acc	Acc	Acc	Acc	...
M_3	No	Acc	Acc	No	Acc	Acc	...
M_4	Acc	No	Acc	No	Acc	No	...
M_5	No	No	Acc	Acc	No	No	...
...

No	No	No	Acc	No	Acc	...
----	----	----	-----	----	-----	-----

	$\langle M_0 \rangle$	$\langle M_1 \rangle$	$\langle M_2 \rangle$	$\langle M_3 \rangle$	$\langle M_4 \rangle$	$\langle M_5 \rangle$...
M_0	Acc	No	No	Acc	Acc	No	...
M_1	Acc	Acc	Acc	Acc	Acc	Acc	...
M_2	Acc	Acc	Acc	Acc	Acc	Acc	...
M_3	No	Acc	Acc	No	Acc	Acc	...
M_4	Acc	No	Acc	No	Acc	No	...
M_5	No	No	Acc	Acc	No	No	...
...

No	No	No	Acc	No	Acc	...
----	----	----	-----	----	-----	-----

	$\langle M_0 \rangle$	$\langle M_1 \rangle$	$\langle M_2 \rangle$	$\langle M_3 \rangle$	$\langle M_4 \rangle$	$\langle M_5 \rangle$...
M_0	Acc	No	No	Acc	Acc	No	...
M_1	Acc	Acc	Acc	Acc	Acc	Acc	...
M_2	Acc	Acc	Acc	Acc	Acc	Acc	...
M_3	No	Acc	Acc	No	Acc	Acc	...
M_4	Acc	No	Acc	No	Acc	No	...
M_5	No	No	Acc	Acc	No	No	...
...

No	No	No	Acc	No	Acc	...
----	----	----	-----	----	-----	-----

No TM has
this behavior!



	$\langle M_0 \rangle$	$\langle M_1 \rangle$	$\langle M_2 \rangle$	$\langle M_3 \rangle$	$\langle M_4 \rangle$	$\langle M_5 \rangle$...
M_0	Acc	No	No	Acc	Acc	No	...
M_1	Acc	Acc	Acc	Acc	Acc	Acc	...
M_2	Acc	Acc	Acc	Acc	Acc	Acc	...
M_3	No	Acc	Acc	No	Acc	Acc	...
M_4	Acc	No	Acc	No	Acc	No	...
M_5	No	No	Acc	Acc	No	No	...
...

No	No	No	Acc	No	Acc	...
----	----	----	-----	----	-----	-----

	$\langle M_0 \rangle$	$\langle M_1 \rangle$	$\langle M_2 \rangle$	$\langle M_3 \rangle$	$\langle M_4 \rangle$	$\langle M_5 \rangle$...
M_0	Acc	No	No	Acc	Acc	No	...
M_1	Acc	Acc	Acc	Acc	Acc	Acc	...
M_2	Acc	Acc	Acc	Acc	Acc	Acc	...
M_3	No	Acc	Acc	No	Acc	Acc	...
M_4	Acc	No	Acc	No	Acc	No	...
M_5	No	No	Acc	Acc	No	No	...
...

No	No	No	Acc	No	Acc	...
----	----	----	-----	----	-----	-----

	$\langle M_0 \rangle$	$\langle M_1 \rangle$	$\langle M_2 \rangle$	$\langle M_3 \rangle$	$\langle M_4 \rangle$	$\langle M_5 \rangle$...
M_0	Acc	No	No	Acc	Acc	No	...
M_1	Acc	Acc	Acc	Acc	Acc	Acc	...
M_2	Acc	Acc	Acc	Acc	Acc	Acc	...
M_3	No	Acc	Acc	No	Acc	Acc	...
M_4	Acc	No	Acc	No	Acc	No	...
M_5	No	No	Acc	Acc	No	No	...
...

**“The language of all
TMs that do not accept
their source code.”**

No	No	No	Acc	No	Acc	...
----	----	----	-----	----	-----	-----

	$\langle M_0 \rangle$	$\langle M_1 \rangle$	$\langle M_2 \rangle$	$\langle M_3 \rangle$	$\langle M_4 \rangle$	$\langle M_5 \rangle$...
M_0	Acc	No	No	Acc	Acc	No	...
M_1	Acc	Acc	Acc	Acc	Acc	Acc	...
M_2	Acc	Acc	Acc	Acc	Acc	Acc	...
M_3	No	Acc	Acc	No	Acc	Acc	...
M_4	Acc	No	Acc	No	Acc	No	...
M_5	No	No	Acc	Acc	No	No	...
...

$\{ \langle M \rangle \mid M \text{ is a TM that does not accept } \langle M \rangle \}$

No	No	No	Acc	No	Acc	...
----	----	----	-----	----	-----	-----

Diagonalization Revisited

- The ***diagonalization language***, which we denote L_D , is defined as

$$L_D = \{ \langle M \rangle \mid M \text{ is a TM and } M \text{ does not accept } \langle M \rangle \}$$

- We constructed this language to be different from the language of every TM.
- Therefore, $L_D \notin \mathbf{RE}$! Let's go prove this.

$$L_D = \{ \langle M \rangle \mid M \text{ is a TM and } M \text{ does not accept } \langle M \rangle \}$$

Theorem: $L_D \notin \mathbf{RE}$.

Proof: Assume for the sake of contradiction that $L_D \in \mathbf{RE}$. This means that there is a recognizer R for L_D .

Now, focus on what happens if we run recognizer R on its own encoding (that is, running R on $\langle R \rangle$). Since R is a recognizer for L_D , we see that

$$R \text{ accepts } \langle R \rangle \quad \text{if and only if} \quad \langle R \rangle \in L_D.$$

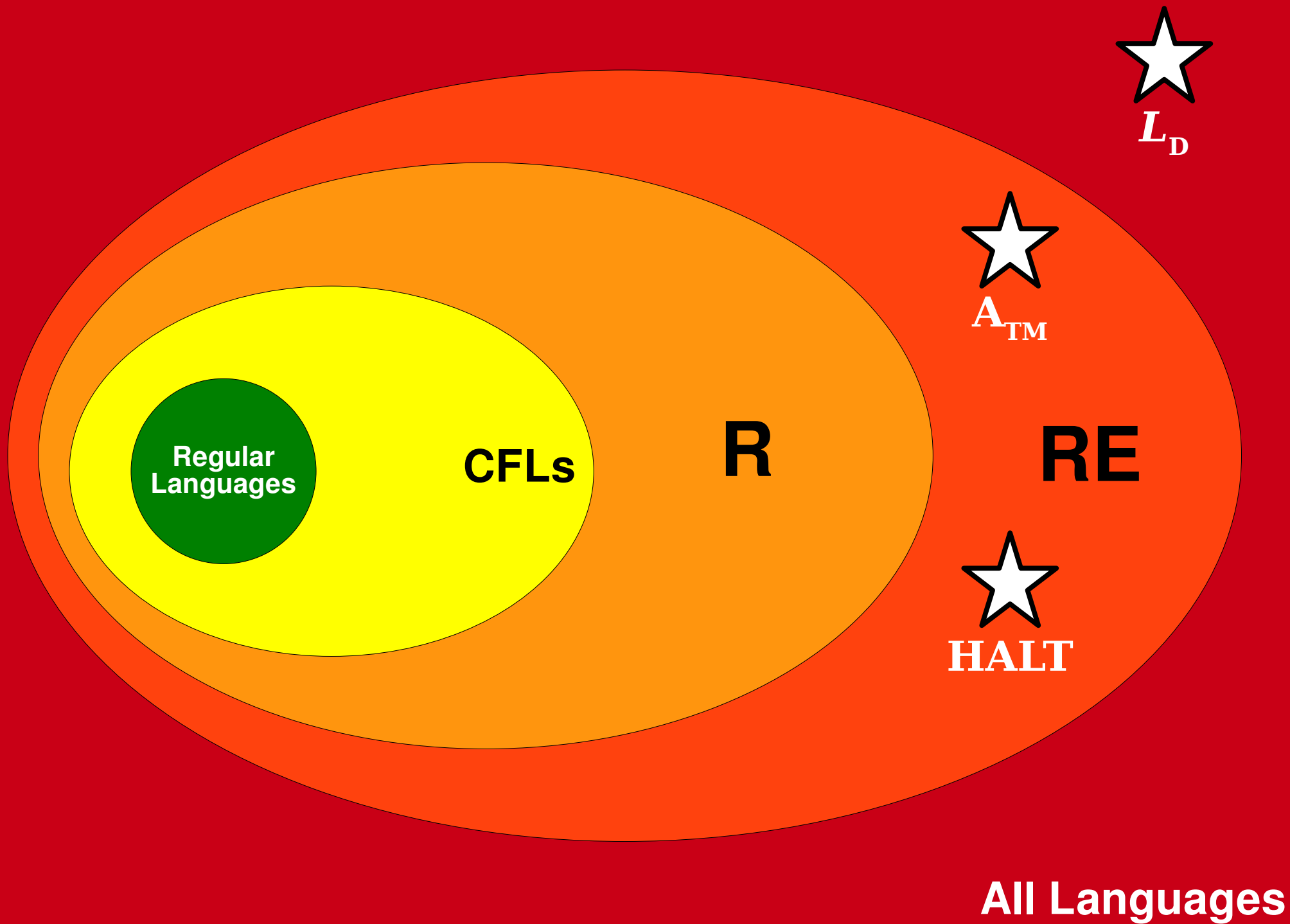
By definition of L_D , we know that

$$\langle R \rangle \in L_D \quad \text{if and only if} \quad R \text{ does not accept } \langle R \rangle.$$

Combining the two above statements tells us that

$$R \text{ accepts } \langle R \rangle \quad \text{if and only if} \quad R \text{ does not accept } \langle R \rangle.$$

This is impossible. We've reached a contradiction, so our assumption was wrong, and so $L_D \notin \mathbf{RE}$. ■



What This Means

- On a deeper philosophical level, the fact that non-**RE** languages exist supports the following claim:

There are statements that are true but not provable.

- Intuitively, given any non-**RE** language, there will be some string in the language that *cannot* be proven to be in the language.
- This result can be formalized as a result called ***Gödel's incompleteness theorem***, one of the most important mathematical results of all time.
- Want to learn more? Take Phil 152 or CS154!

What This Means

- On a more philosophical note, you could interpret the previous result in the following way:

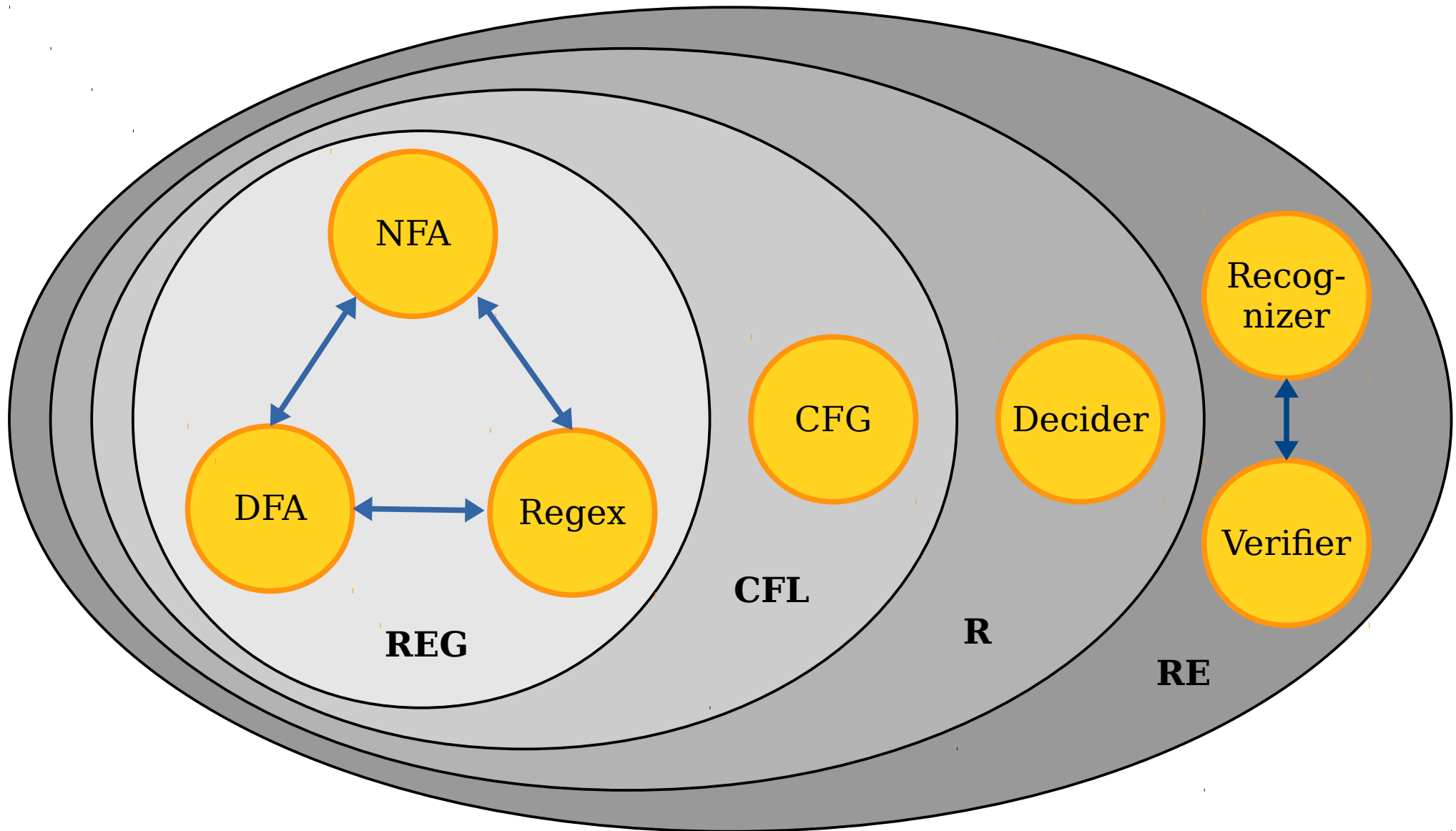
There are inherent limits about what mathematics can teach us.

- There's no automatic way to do math. There are true statements that we can't prove.
- That doesn't mean that mathematics is worthless. It just means that we need to temper our expectations about it.

Where We Stand

- We've just done a crazy, whirlwind tour of computability theory:
 - ***The Church-Turing thesis*** tells us that TMs give us a mechanism for studying computation in the abstract.
 - ***Universal computers*** – computers as we know them – are not just a stroke of luck. The existence of the universal TM ensures that such computers must exist.
 - ***Self-reference*** is an inherent consequence of computational power.
 - ***Undecidable problems*** exist partially as a consequence of the above and indicate that there are statements whose truth can't be determined by computational processes.
 - ***Unrecognizable problems*** are out there and can be discovered via diagonalization. They imply there are limits to mathematical proof.

The Big Picture



Where We've Been

- The class **R** represents problems that can be solved by a computer.
- The class **RE** represents problems where “yes” answers can be verified by a computer.

Where We're Going

- The class **P** represents problems that can be solved *efficiently* by a computer.
- The class **NP** represents problems where “yes” answers can be verified *efficiently* by a computer.

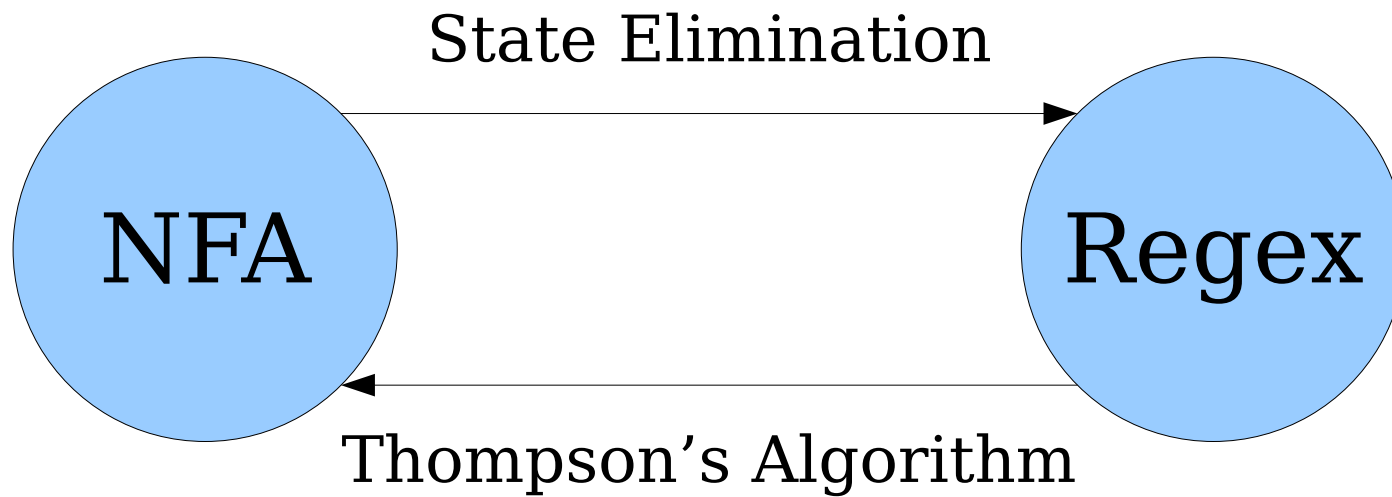
Next Time

- ***Introduction to Complexity Theory***
 - Not all decidable problems are created equal!
- ***The Classes P and NP***
 - Two fundamental and important complexity classes.
- ***The $P \stackrel{?}{=} NP$ Question***
 - A literal million-dollar question!

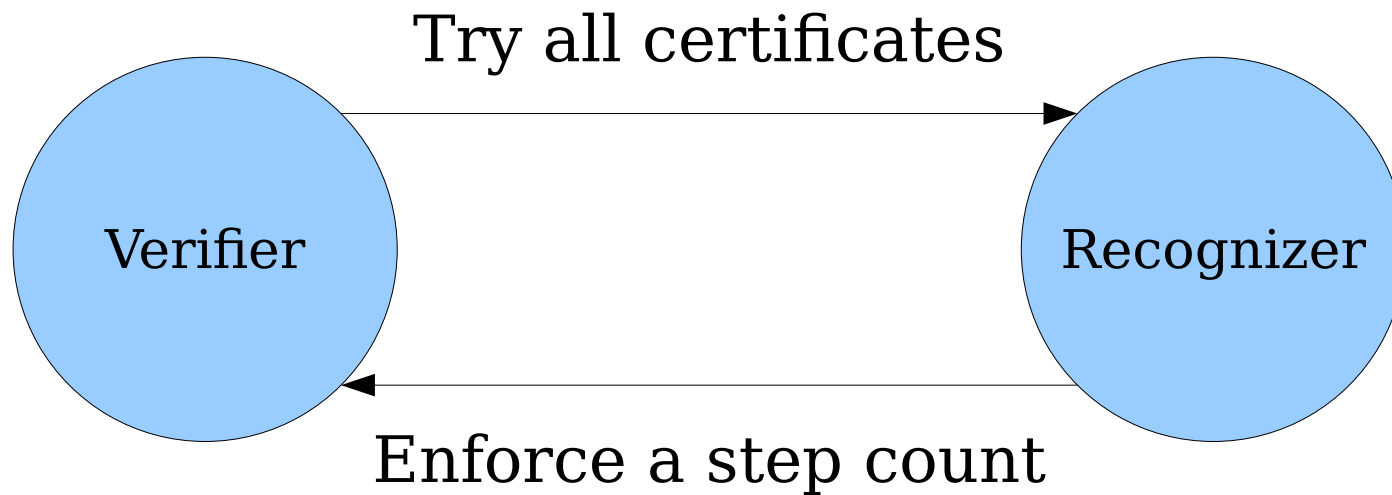
Appendix: Verifiers and **RE** Languages

Theorem: Let L be a language. Then
 $L \in \mathbf{RE}$ if and only if there is a
verifier V for L .

Where We've Been

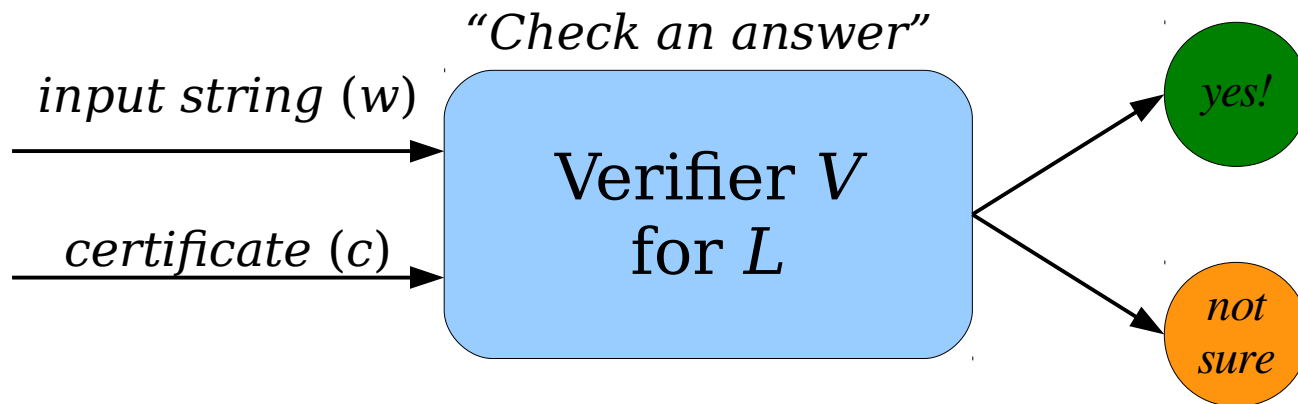


Where We're Going



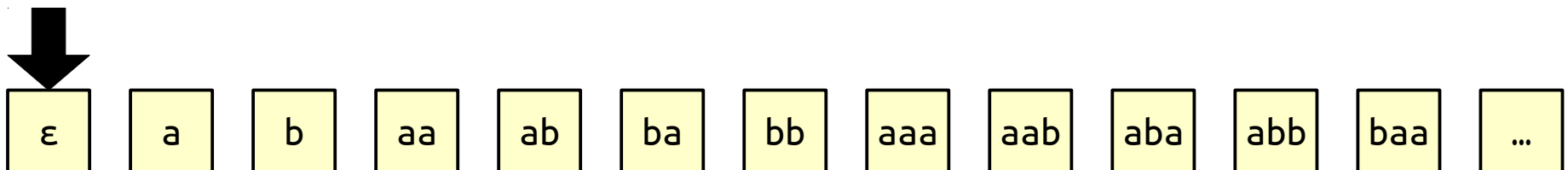
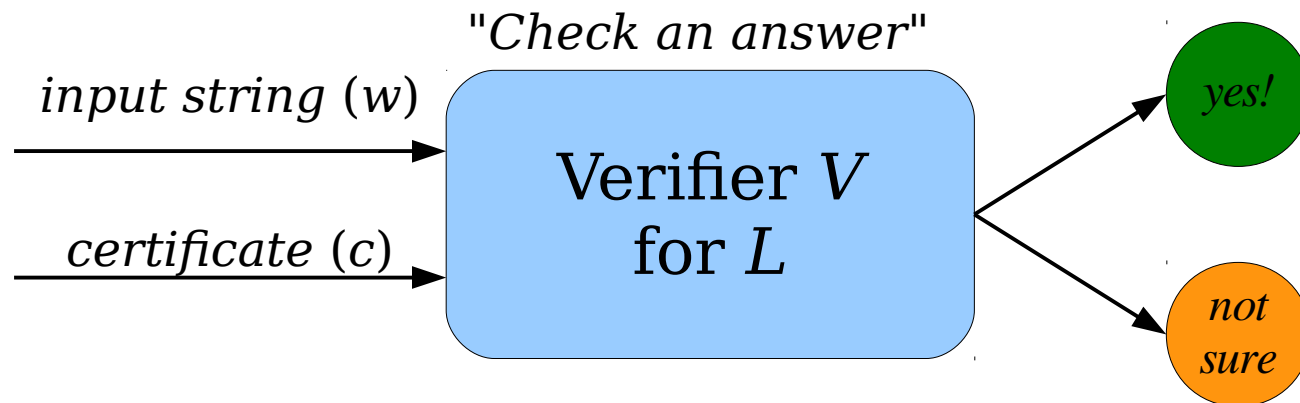
Verifiers and **RE**

- **Theorem:** If there is a verifier V for a language L , then $L \in \mathbf{RE}$.
- **Proof goal:** Given a verifier V for a language L , find a way to construct a recognizer M for L .



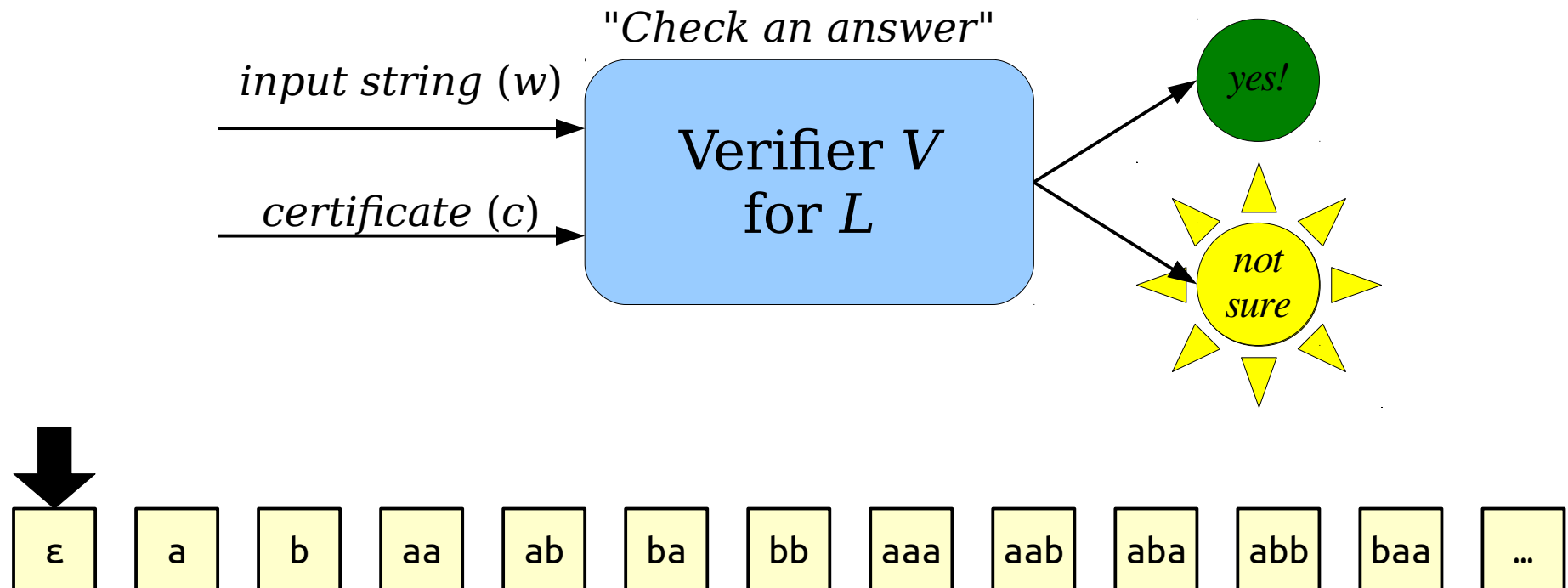
Verifiers and **RE**

- **Theorem:** If there is a verifier V for a language L , then $L \in \mathbf{RE}$.
- **Proof goal:** Given a verifier V for a language L , find a way to construct a recognizer M for L .



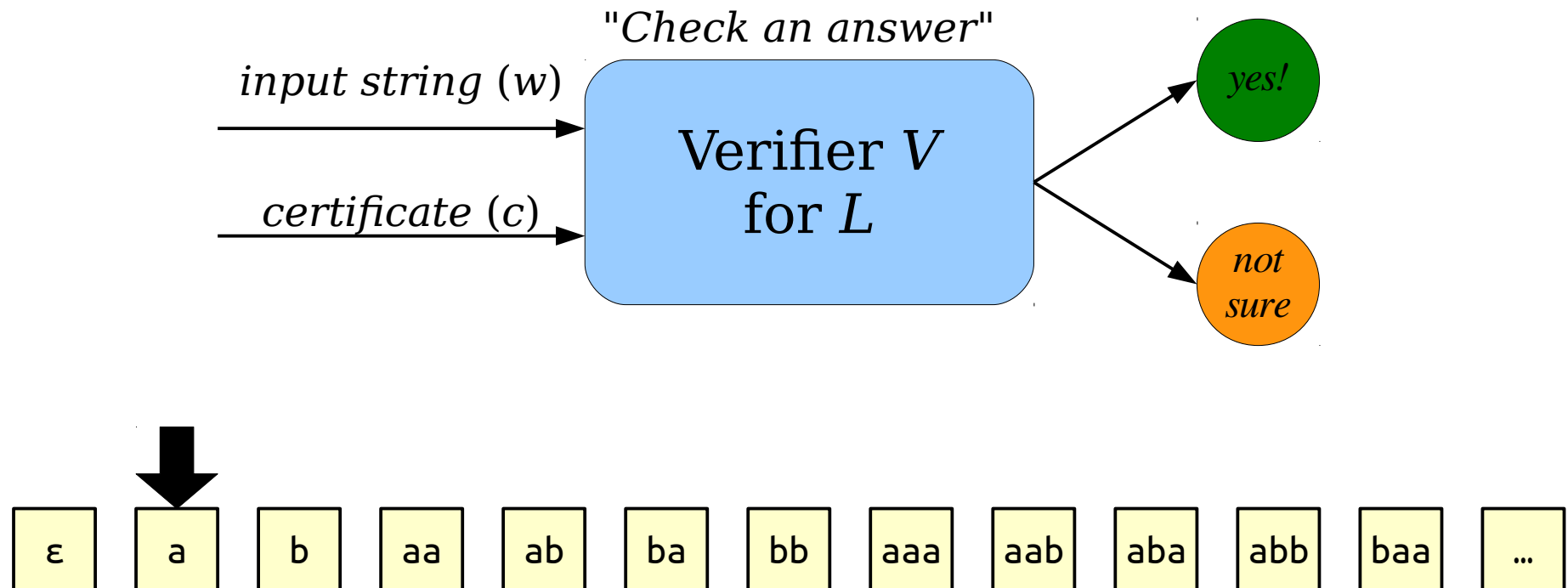
Verifiers and **RE**

- **Theorem:** If there is a verifier V for a language L , then $L \in \mathbf{RE}$.
- **Proof goal:** Given a verifier V for a language L , find a way to construct a recognizer M for L .



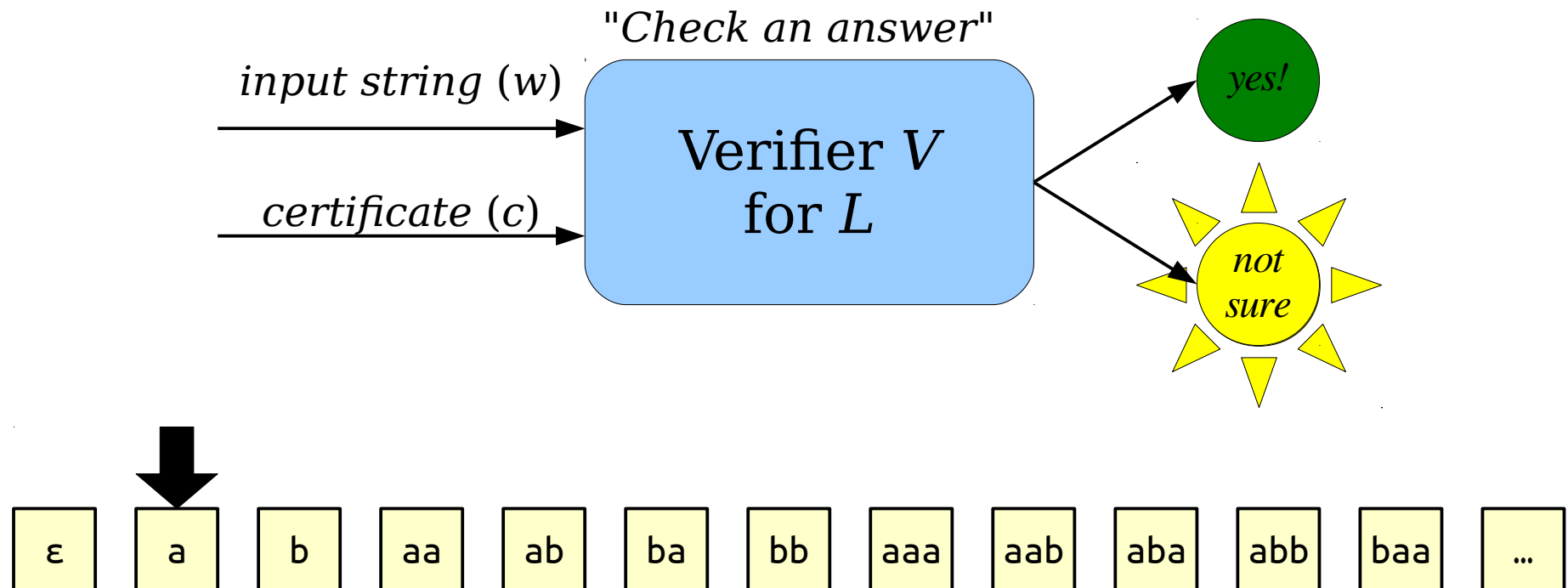
Verifiers and **RE**

- **Theorem:** If there is a verifier V for a language L , then $L \in \mathbf{RE}$.
- **Proof goal:** Given a verifier V for a language L , find a way to construct a recognizer M for L .



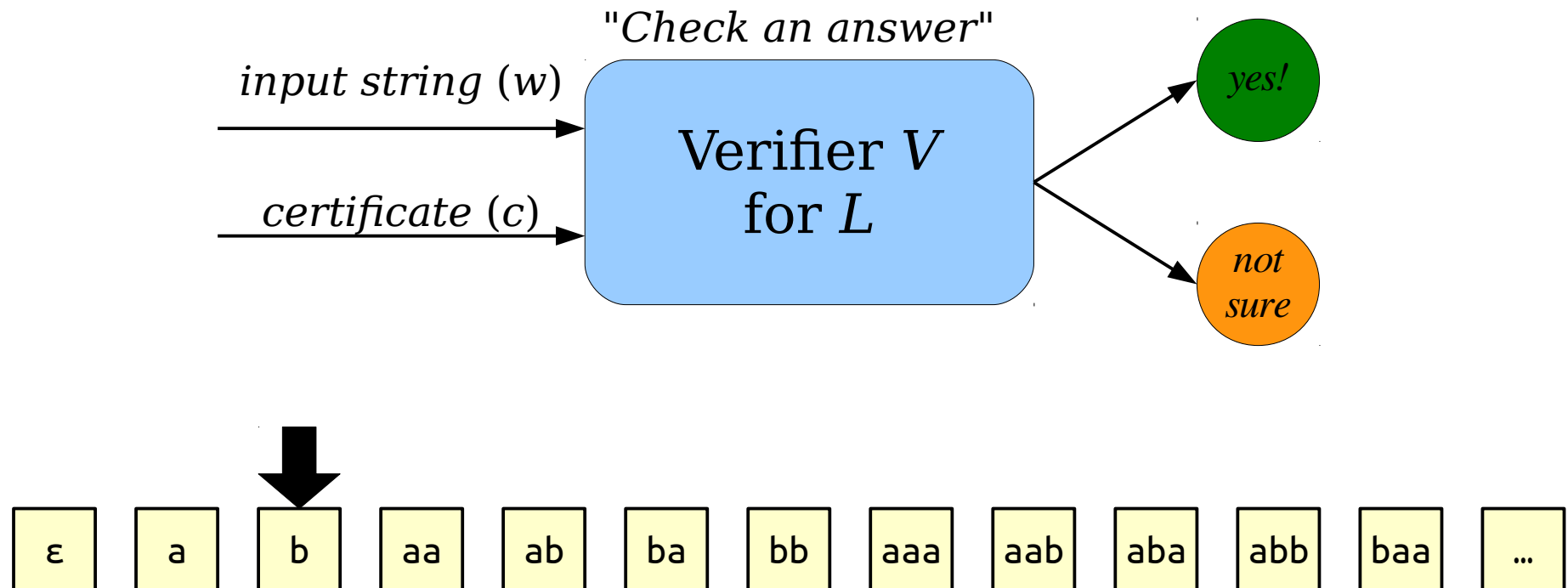
Verifiers and **RE**

- **Theorem:** If there is a verifier V for a language L , then $L \in \mathbf{RE}$.
- **Proof goal:** Given a verifier V for a language L , find a way to construct a recognizer M for L .



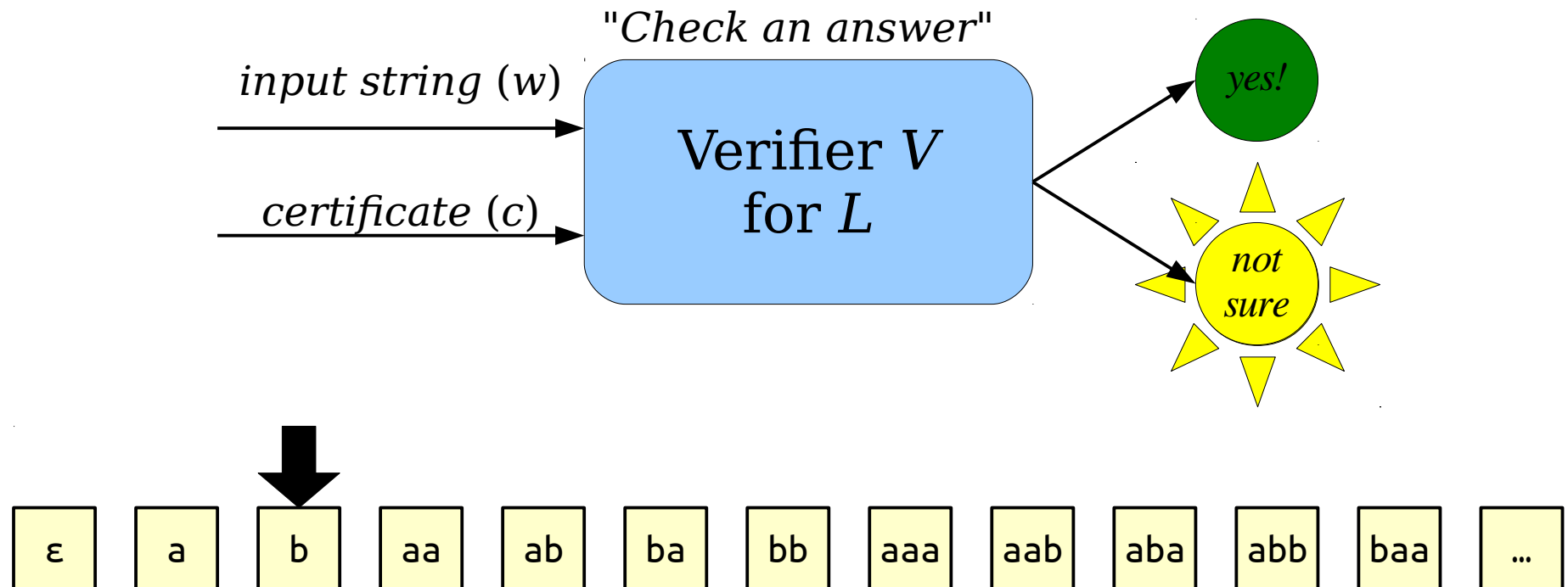
Verifiers and **RE**

- **Theorem:** If there is a verifier V for a language L , then $L \in \mathbf{RE}$.
- **Proof goal:** Given a verifier V for a language L , find a way to construct a recognizer M for L .



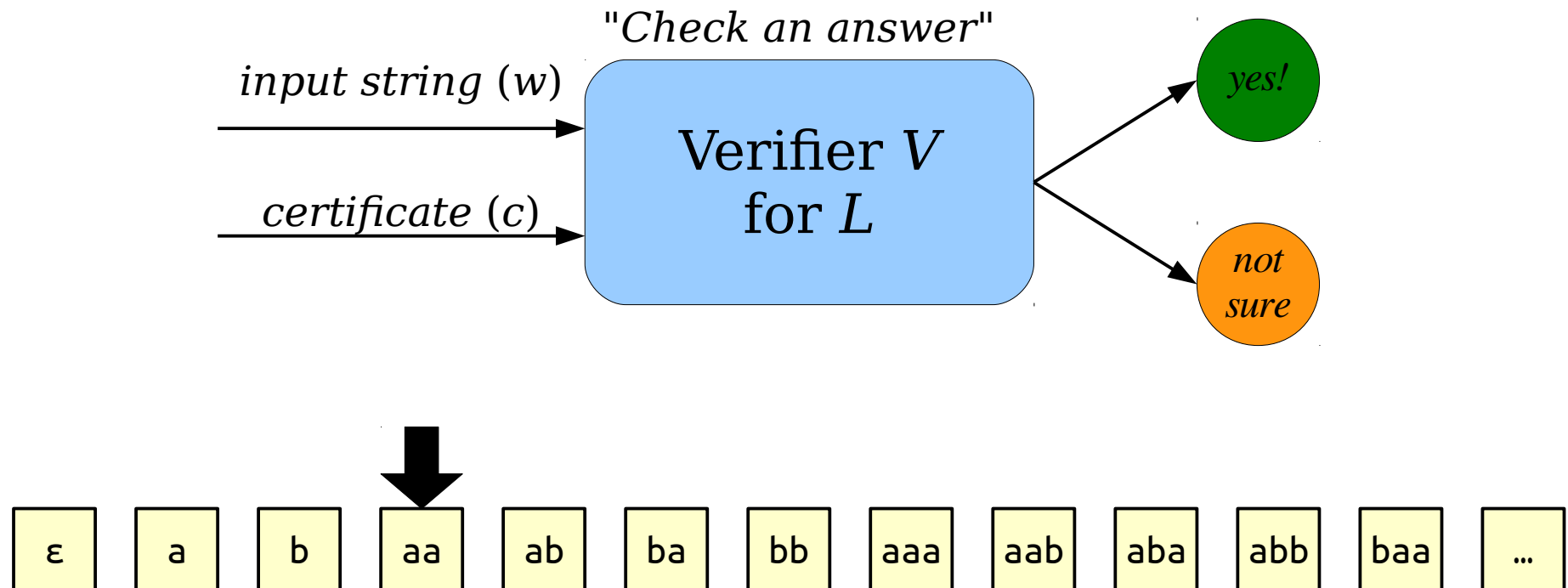
Verifiers and **RE**

- **Theorem:** If there is a verifier V for a language L , then $L \in \mathbf{RE}$.
- **Proof goal:** Given a verifier V for a language L , find a way to construct a recognizer M for L .



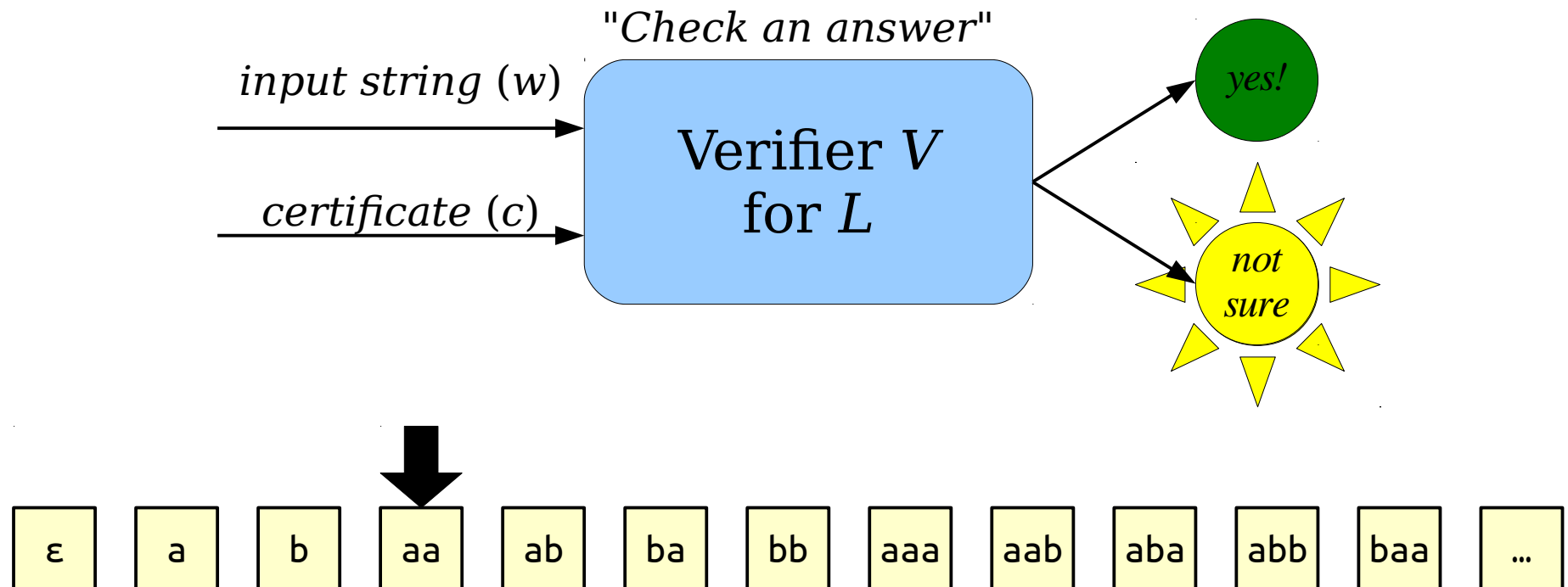
Verifiers and **RE**

- **Theorem:** If there is a verifier V for a language L , then $L \in \mathbf{RE}$.
- **Proof goal:** Given a verifier V for a language L , find a way to construct a recognizer M for L .



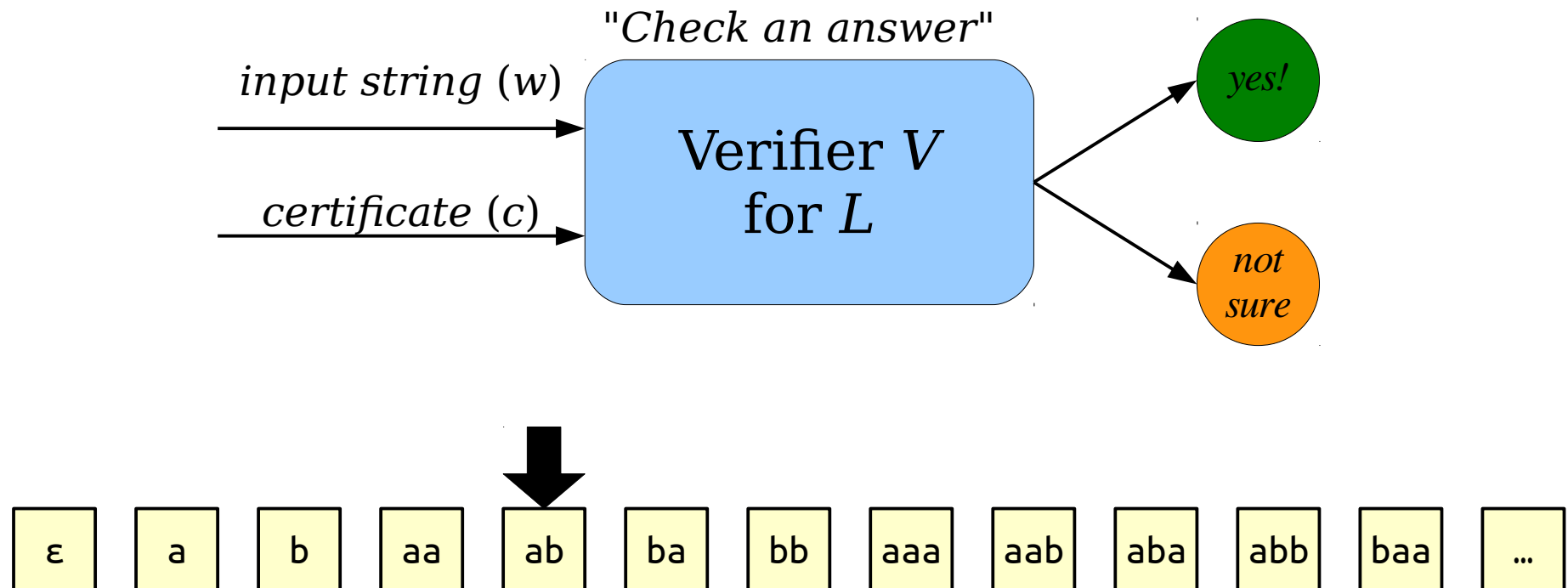
Verifiers and **RE**

- **Theorem:** If there is a verifier V for a language L , then $L \in \mathbf{RE}$.
- **Proof goal:** Given a verifier V for a language L , find a way to construct a recognizer M for L .



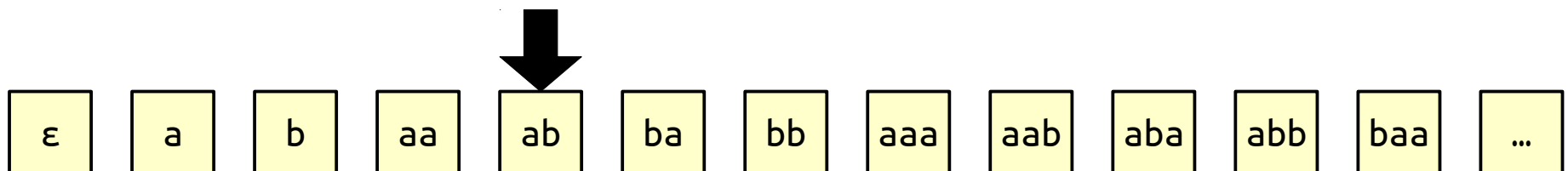
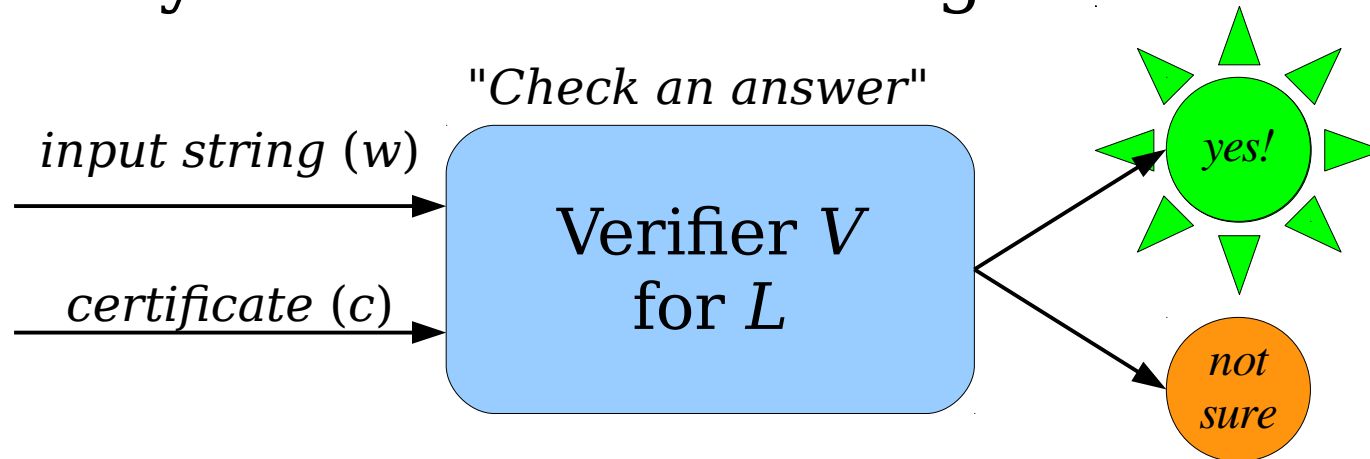
Verifiers and **RE**

- **Theorem:** If there is a verifier V for a language L , then $L \in \mathbf{RE}$.
- **Proof goal:** Given a verifier V for a language L , find a way to construct a recognizer M for L .



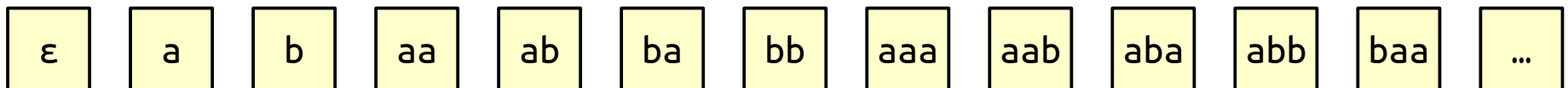
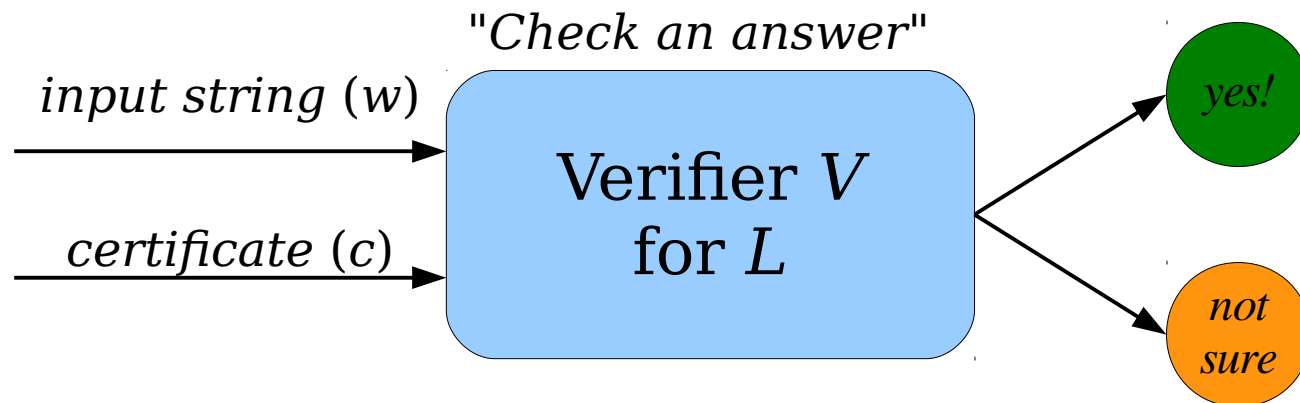
Verifiers and **RE**

- **Theorem:** If there is a verifier V for a language L , then $L \in \mathbf{RE}$.
- **Proof goal:** Given a verifier V for a language L , find a way to construct a recognizer M for L .



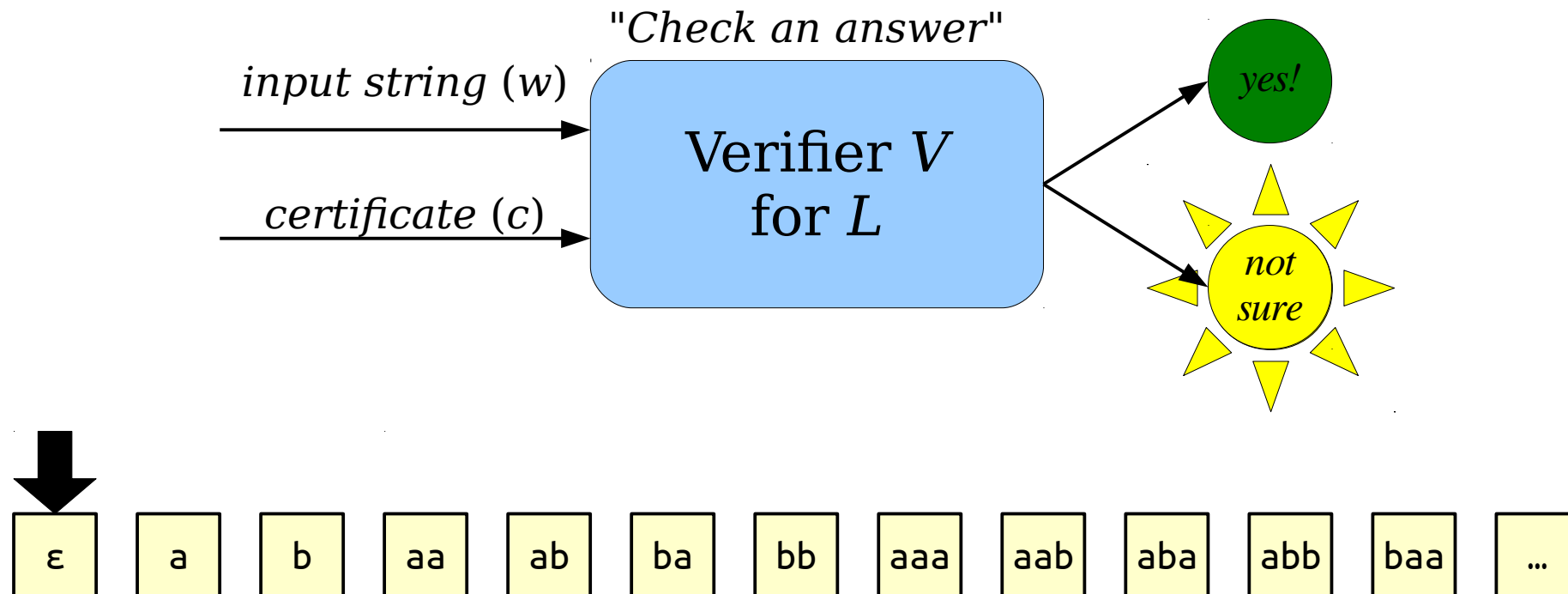
Verifiers and **RE**

- **Theorem:** If there is a verifier V for a language L , then $L \in \mathbf{RE}$.
- **Proof goal:** Given a verifier V for a language L , find a way to construct a recognizer M for L .



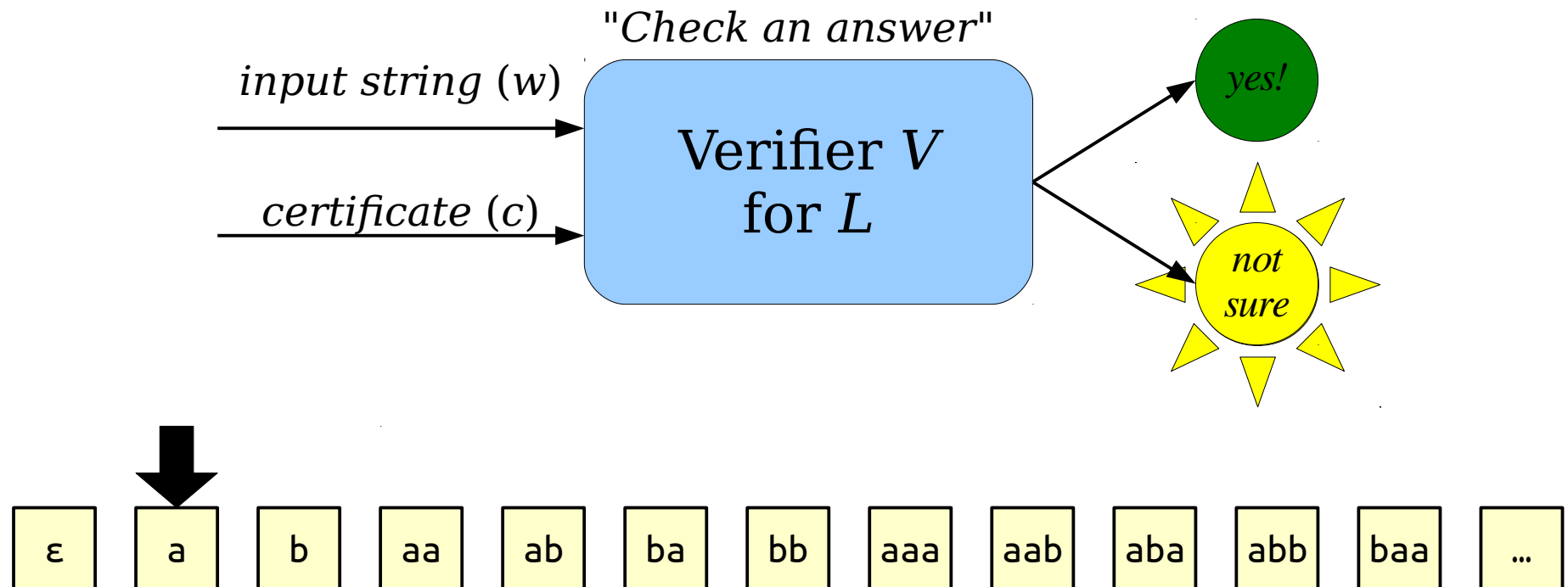
Verifiers and **RE**

- **Theorem:** If there is a verifier V for a language L , then $L \in \mathbf{RE}$.
- **Proof goal:** Given a verifier V for a language L , find a way to construct a recognizer M for L .



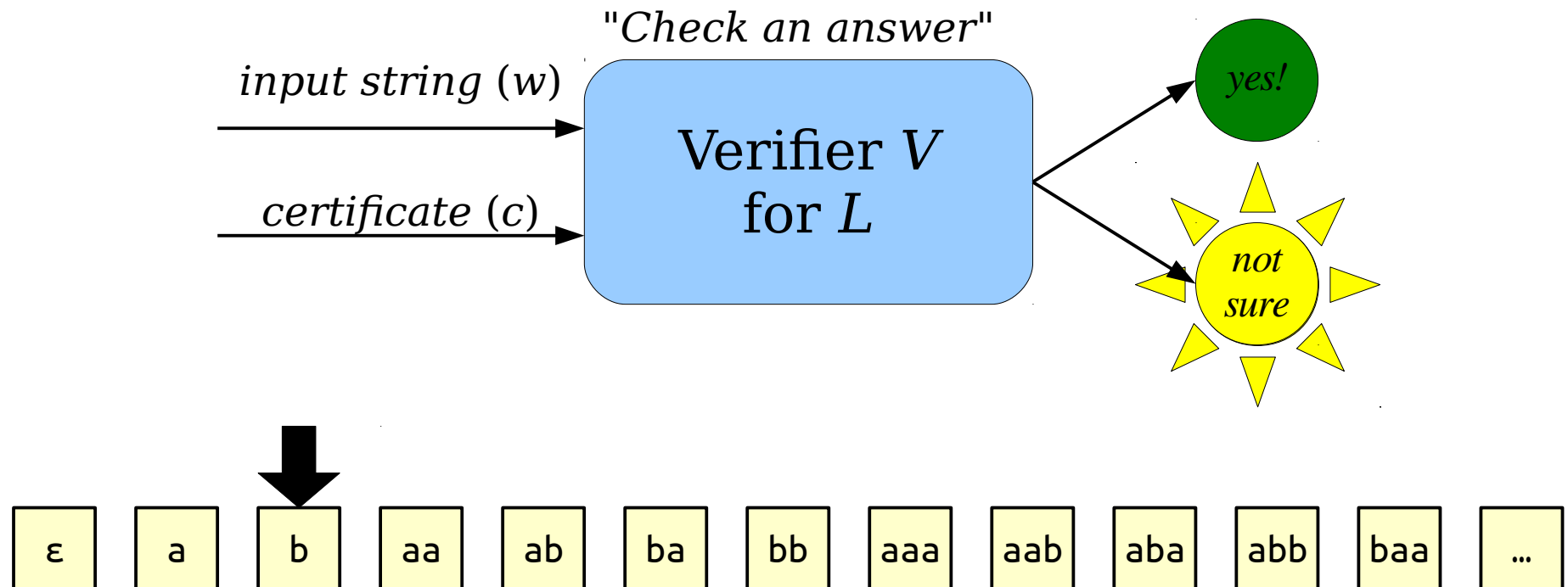
Verifiers and **RE**

- **Theorem:** If there is a verifier V for a language L , then $L \in \mathbf{RE}$.
- **Proof goal:** Given a verifier V for a language L , find a way to construct a recognizer M for L .



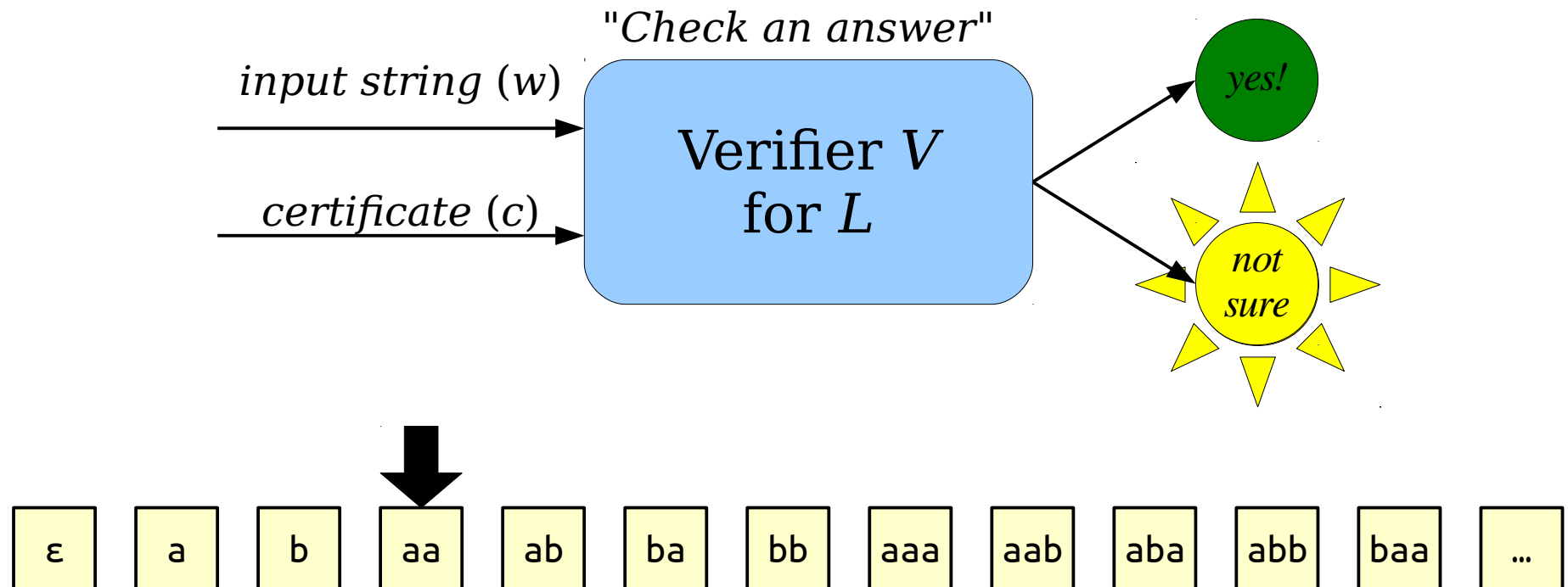
Verifiers and **RE**

- **Theorem:** If there is a verifier V for a language L , then $L \in \mathbf{RE}$.
- **Proof goal:** Given a verifier V for a language L , find a way to construct a recognizer M for L .



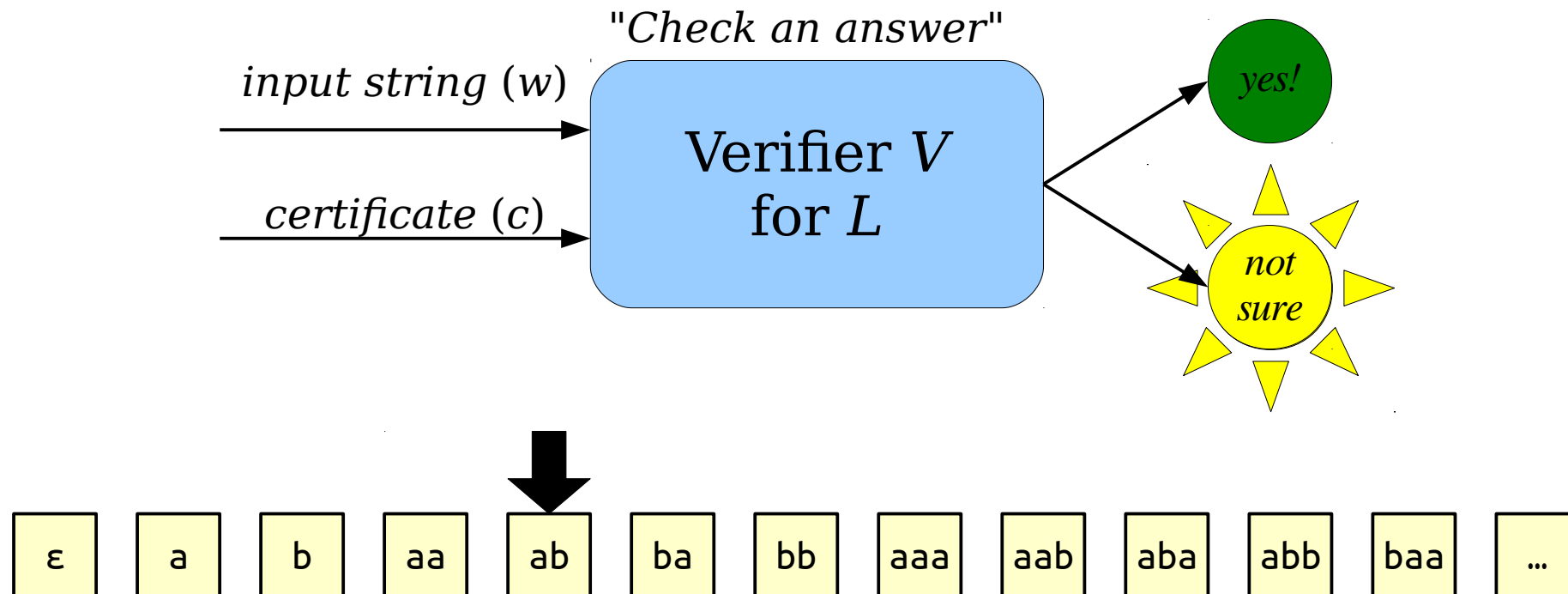
Verifiers and **RE**

- **Theorem:** If there is a verifier V for a language L , then $L \in \mathbf{RE}$.
- **Proof goal:** Given a verifier V for a language L , find a way to construct a recognizer M for L .



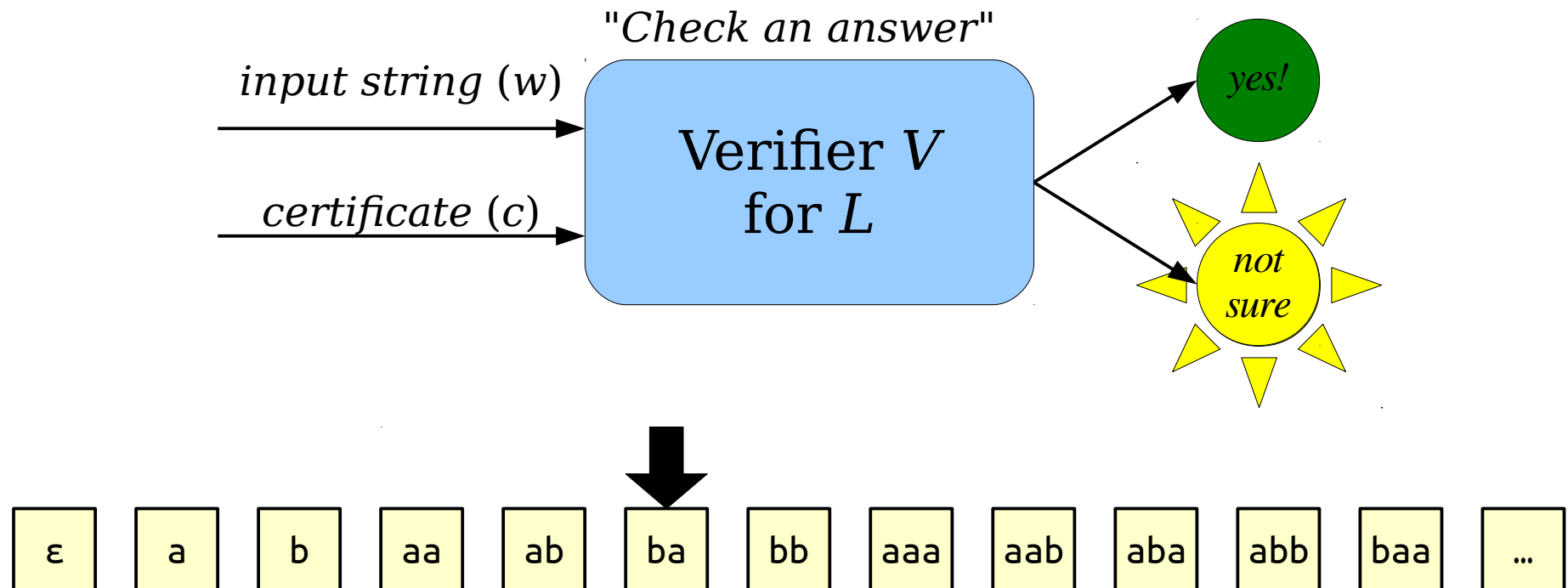
Verifiers and **RE**

- **Theorem:** If there is a verifier V for a language L , then $L \in \mathbf{RE}$.
- **Proof goal:** Given a verifier V for a language L , find a way to construct a recognizer M for L .



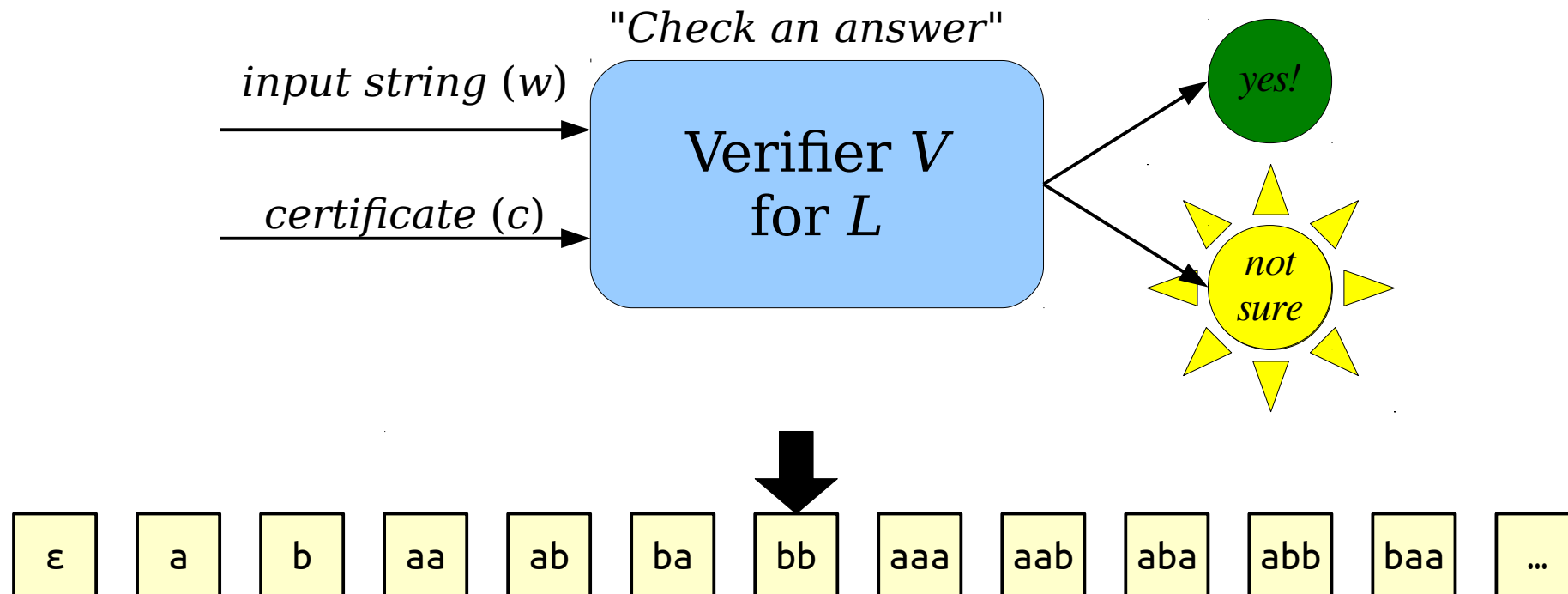
Verifiers and **RE**

- **Theorem:** If there is a verifier V for a language L , then $L \in \mathbf{RE}$.
- **Proof goal:** Given a verifier V for a language L , find a way to construct a recognizer M for L .



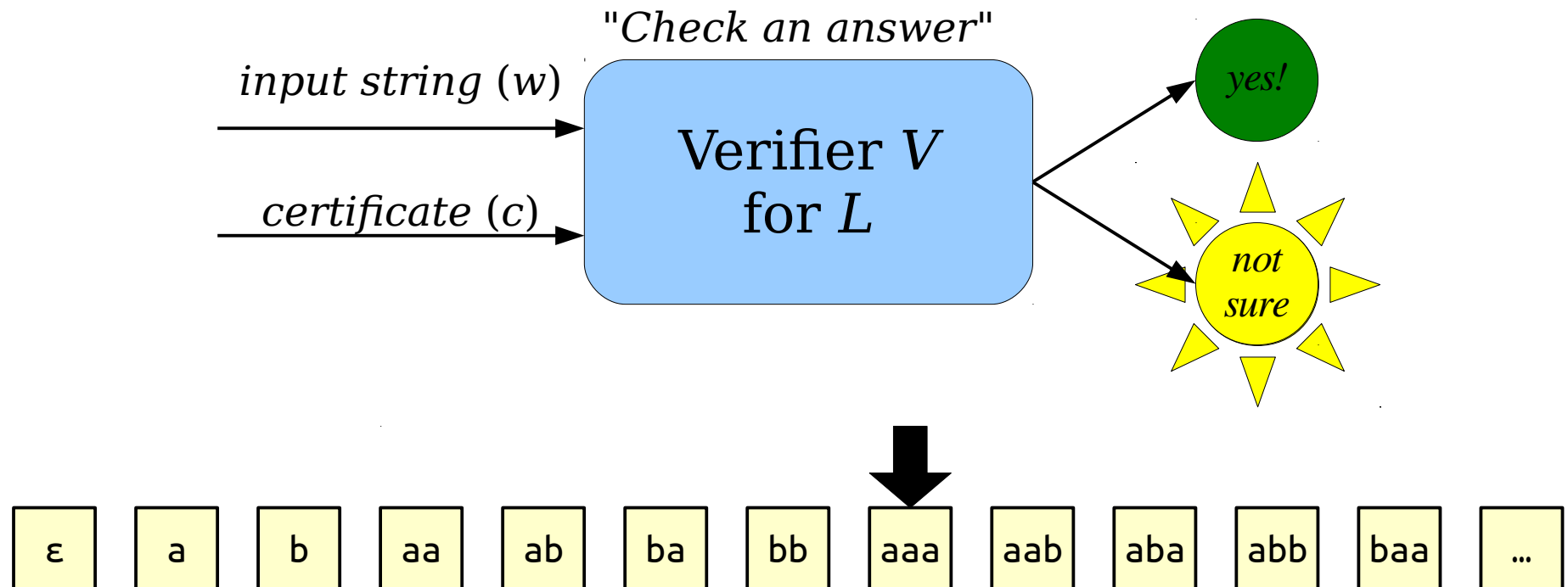
Verifiers and **RE**

- **Theorem:** If there is a verifier V for a language L , then $L \in \mathbf{RE}$.
- **Proof goal:** Given a verifier V for a language L , find a way to construct a recognizer M for L .



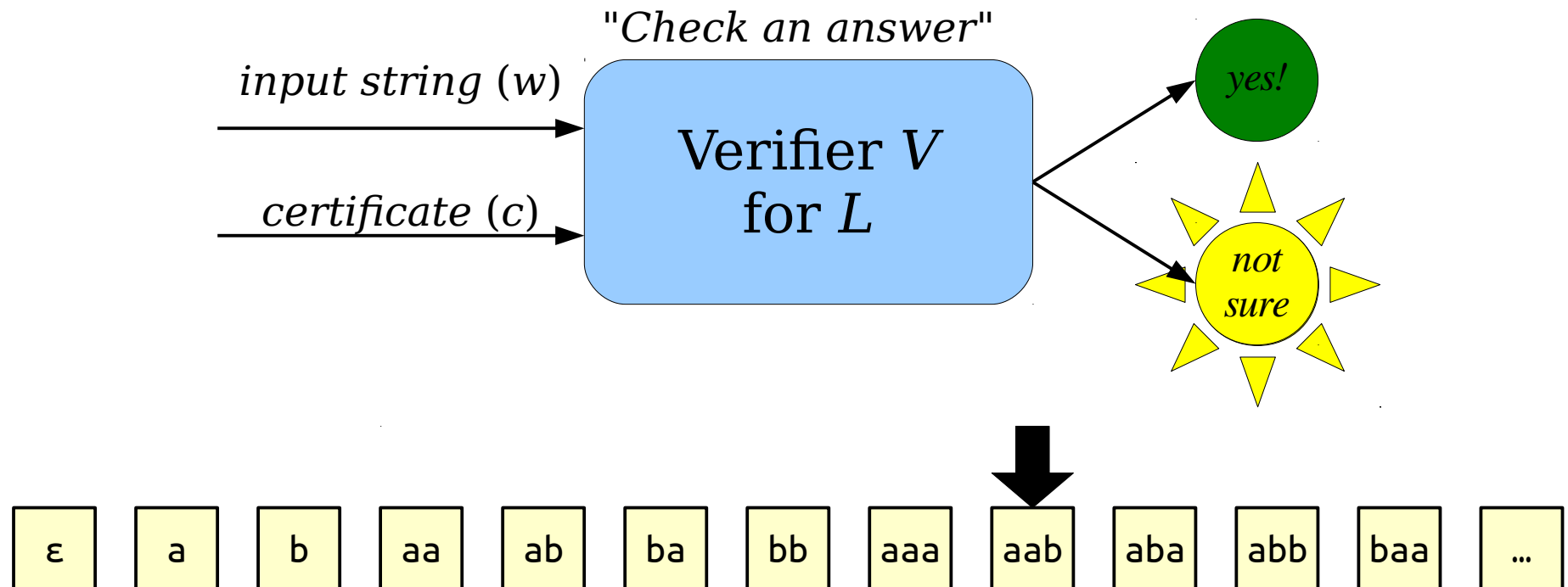
Verifiers and **RE**

- **Theorem:** If there is a verifier V for a language L , then $L \in \mathbf{RE}$.
- **Proof goal:** Given a verifier V for a language L , find a way to construct a recognizer M for L .



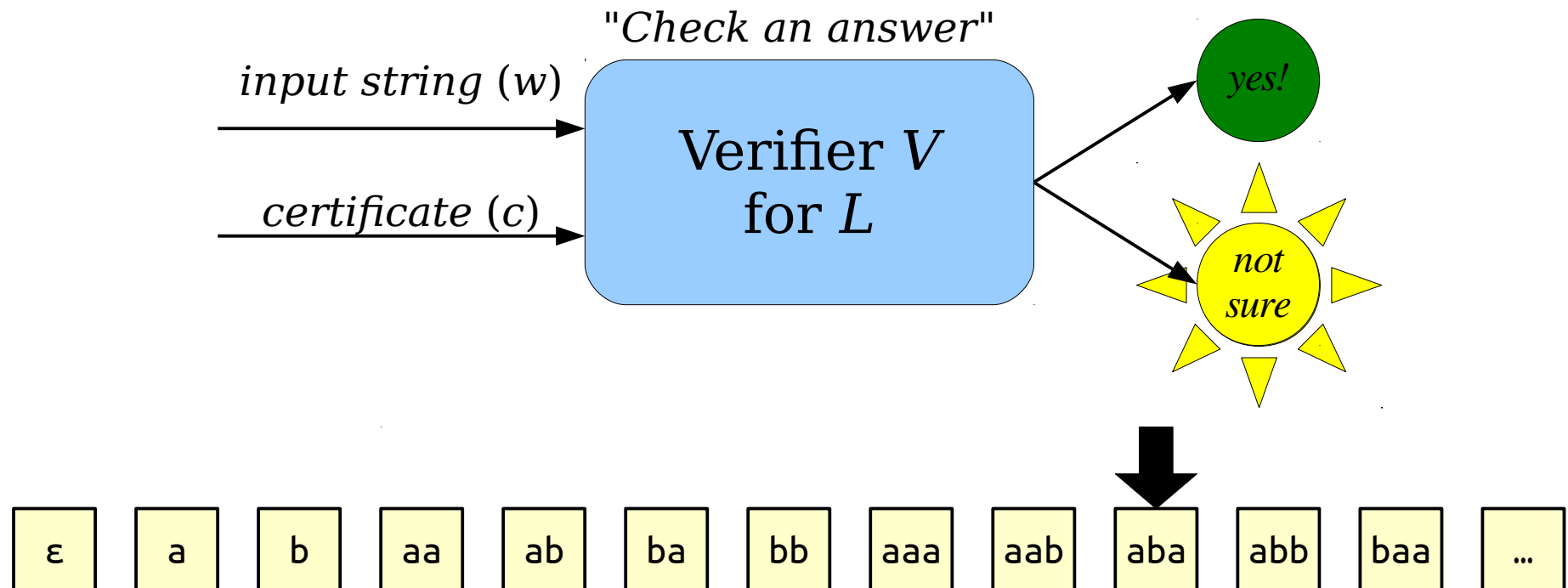
Verifiers and **RE**

- **Theorem:** If there is a verifier V for a language L , then $L \in \mathbf{RE}$.
- **Proof goal:** Given a verifier V for a language L , find a way to construct a recognizer M for L .



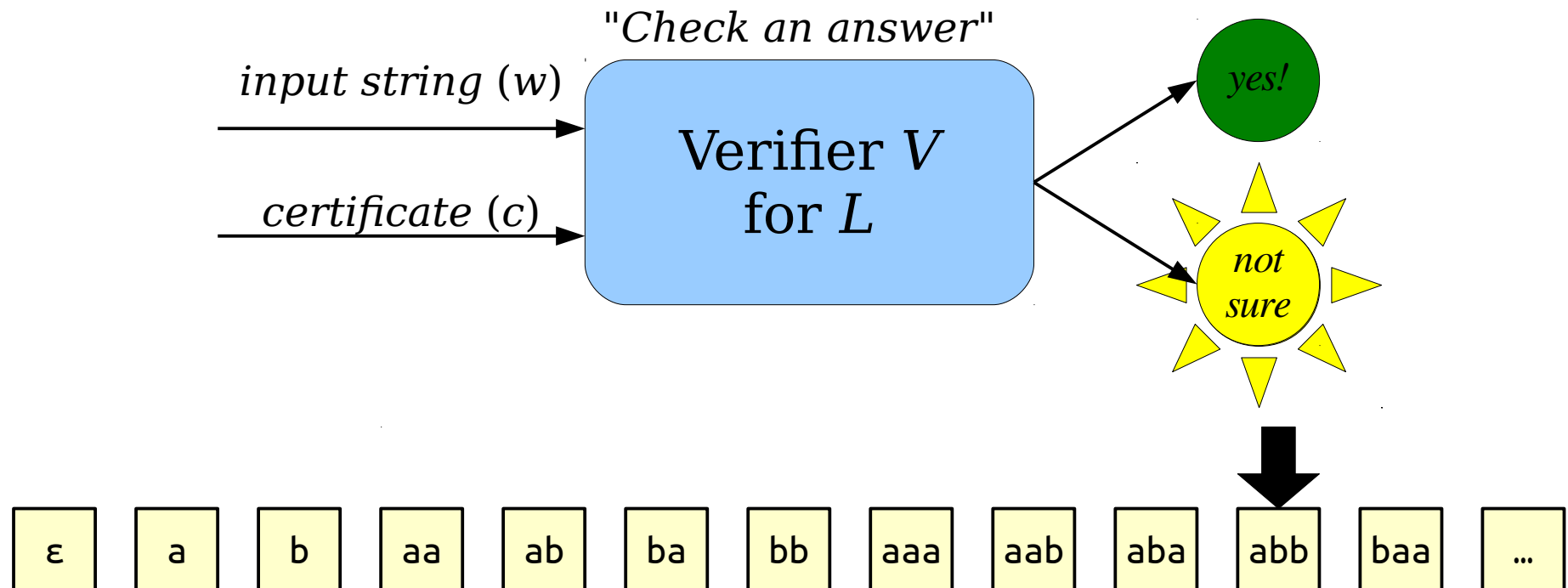
Verifiers and **RE**

- **Theorem:** If there is a verifier V for a language L , then $L \in \mathbf{RE}$.
- **Proof goal:** Given a verifier V for a language L , find a way to construct a recognizer M for L .



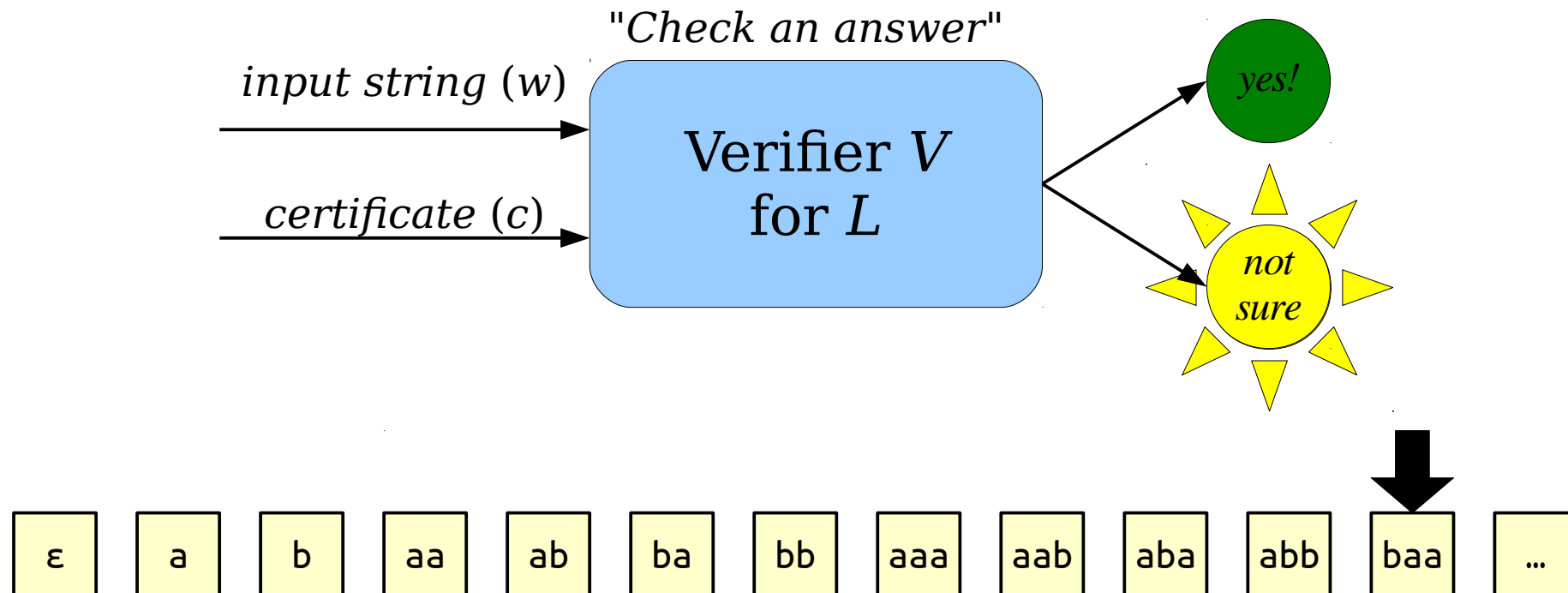
Verifiers and **RE**

- **Theorem:** If there is a verifier V for a language L , then $L \in \mathbf{RE}$.
- **Proof goal:** Given a verifier V for a language L , find a way to construct a recognizer M for L .



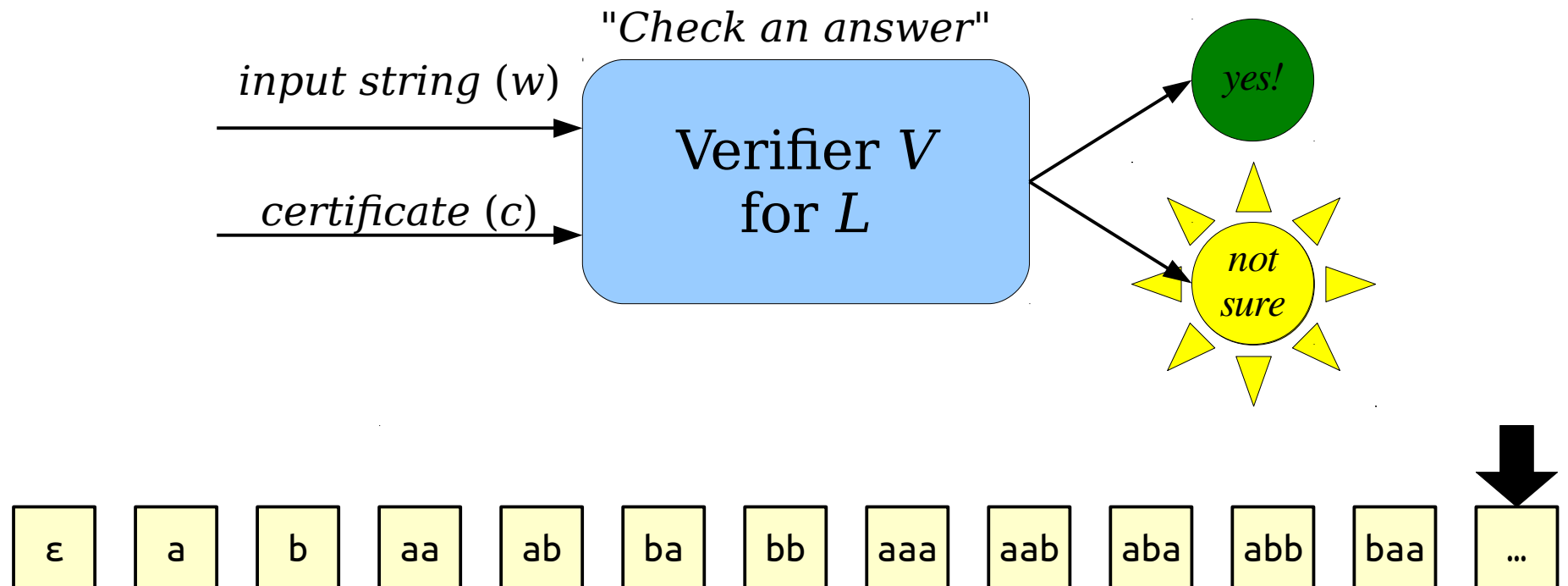
Verifiers and **RE**

- **Theorem:** If there is a verifier V for a language L , then $L \in \mathbf{RE}$.
- **Proof goal:** Given a verifier V for a language L , find a way to construct a recognizer M for L .



Verifiers and **RE**

- **Theorem:** If there is a verifier V for a language L , then $L \in \mathbf{RE}$.
- **Proof goal:** Given a verifier V for a language L , find a way to construct a recognizer M for L .



Verifiers and **RE**

- **Theorem:** If V is a verifier for L , then $L \in \mathbf{RE}$.
- **Proof sketch:** Consider the following program:

```
bool isInL(string w) {  
    for (each string c) {  
        if (V accepts  $\langle w, c \rangle$ ) return true;  
    }  
}
```

If $w \in L$, there is some $c \in \Sigma^*$ where V accepts $\langle w, c \rangle$. The function `isInL` tries all possible strings as certificates, so it will eventually find c (or some other working certificate), see V accept $\langle w, c \rangle$, then return true. Conversely, if `isInL(w)` returns true, then there was some string c such that V accepted $\langle w, c \rangle$, so we see that $w \in L$. ■

Verifiers and **RE**

- **Theorem:** If $L \in \mathbf{RE}$, then there is a verifier for L .
- **Proof Goal:** Beginning with a recognizer M for the language L , show how to construct a verifier V for L .

Verifiers and RE

- **Theorem:** If $L \in \mathbf{RE}$, then there is a verifier for L .
- **Proof sketch:** Let L be a **RE** language and let M be a recognizer for it. Consider this function:

```
bool checkIsInL(string w, int c) {  
    TM M = /* hardcoded version of a recognizer for L */;  
    set up a simulation of M running on w;  
    for (int i = 0; i < c; i++) {  
        simulate the next step of M running on w;  
    }  
    return whether M is in an accepting state;  
}
```

Note that `checkIsInL` always halts, since each step takes only finite time to complete. Next, notice that if there is a c where `checkIsInL(w, c)` returns true, then M accepted w after running for c steps, so $w \in L$. Conversely, if $w \in L$, then M accepts w after some number of steps (call that number c). Then `checkIsInL(w, c)` will run M on w for c steps, watch M accept w , then return true. ■